



Master Catalogue Fire Protection Equipment for Marine and Land Industry



**A Subsidiary of
Asiatic Group (Holdings) Limited**

COMPANY PROFILE



Asiatic Fire System Pte Ltd

Founded in 1966, Asiatic Fire System Pte Ltd has been working intensively to upgrade the products and the company's standard. The company is currently ISO 9001:2015 and bizSAFE Level 4 committed to be an internationally standard certified company.

The company's businesses are:

- Manufacturer with **KILLFIRE** brand of fire-fighting equipment,
- Distributor for many well-known brands for quality equipment,
- Authorised and Master Distributor to sell in the regional countries

From the years of cooperation with overseas manufacturers, the range of fire fighting and protection products has grown and become very comprehensive, enabling the company to be total solution provider in this industry.

Further to that, the company enhanced the services to the customers which includes:

- Recommend products with design proposals,
- Supply and installations of products,
- Commission and test products to applications,
- Maintenance of installed fire-fighting equipment,
- Customised products to cater to individual customers' needs,
- Keep stocks to shorten delivery time for customers.

With these business attitudes and continuous improvements, the following statements better described the company's looking forward directions.

Vision

A company geared with comprehensive solutions ready for increasing challenges in the Fire Fighting Industry.

Mission

A company capable of providing:

- Design, manufacture & supply of quality Fire Fighting products,
- The latest, sustainable & innovative Fire Fighting technologies & knowledge,
- A committed team with passion and delicate in the highest level of customer-centered services.

CONTENT PAGE

SS EN3 STANDARD PRODUCTS

FIRE EXTINGUISHER

	PAGE
- Portable Fire Extinguishers – SS EN3 Series	
i. Dry Powder Types	04
ii. Purple K Type	04
iii. CO ₂ Types	05
iv. Automatic Dry Powder Type	05
v. Wet Chemical Type	05
vi. AFFF, Water Types	05
vii. Trolley Fire Extinguisher	06
viii. Clean Agent – FE36 Types	07
- Portable Fire Extinguishers – MED Series	
i. Dry Powder – Stored Pressure	09
ii. Dry Powder – Cartridge	10
iii. Foam and Water – Stored Pressure	11
iv. Foam and Water – Cartridge	12
v. CO ₂ Types	13
vi. CO ₂ – Trolley Fire Extinguisher	14
vii. Foam – Trolley Fire Extinguisher	15
viii. Dry Powder – Trolley Fire Extinguisher	16
ix. Bracket – Wall & Transport.	17 – 18

YAMATO Products	19
------------------------	----

UL STANDARD PRODUCTS

FIRE EXTINGUISHER

- Portable Fire Extinguishers	
i. Dry Powder Types	21 – 22

UL LISTED PRODUCTS

- UL Listed Hose & Nozzle	23
- UL Listed Valve	

SPRINKLER SYSTEM ACCESSORIES

- OS & Y Valve, Check Valve	24 – 34
- Swing Check Valve, Butterfly Valve	
- Water flow Detector, Pressure Gauge	
- Pressure Control Switch, Ball Valve	
- Inspector Test Valve, Test Valve	
- Globe Valve, Check Valve	
- Y Strainers, Wafer Check Valve	
- Foot Valve, Flexible Joint	
- Water Motor Alarm, Retard Chamber	
- Pressure Regulating Valve, Pressure Relief Valve	
- Alarm Valve	

SENJU SPRINKLER Products	35 – 36
---------------------------------	---------

HOSE REELS, STANDBY HOSES, MOBILE & STATIONARY FOAM STATIONS

- Hose Reel	38 – 39
- Hose Reel Parts	40
- Mobile & Stationary Foam Stations	41
- Standby & industrial Hoses	42 – 43

VALVES AND BREECHING INLETS

- Dry Riser System	44 – 45
- Air Release Valve – 25mm	
- Breeching Inlet & Cabinets	46
- Dry Riser Landing & Pressure Regulating Valve	47
- Air Release Valve – 25mm	48

FIRE HYDRANT VALVE

	PAGE
- Angle Fire Hydrant Valve	49
- Globe Fire Hydrant Valve	50
- DNV – Angle Fire Hydrant Valve	51
- DNV – Globe Fire Hydrant Valve	52
- BIB Nose Valve – (Non Integrated)	53
- Oblique Fire Hydrant Valve – (Non Integrated)	54
- Screw Ended Angle Valve – (Non Integrated)	55
- Screw Ended Oblique Valve – (Non Integrated)	56
- Special Valve	57

WYE Breeching & Collecting Head

	59 – 61
--	---------

Pillar Hydrant & Standpipe

	62 – 64
--	---------

Pillar Hydrant – Accessories

	65
--	----

Manifold

	66 – 67
--	---------

Fire Hose Cradle

	68
--	----

Flange With Adaptor

	69
--	----

Fire Hose Rack

	70
--	----

FIRE HOSE COUPLING

	71 – 72
- John Morris Type	73 – 75
- NOR Type	76
- NAKAJIMA Type	77 – 78
- ANSI / NST Type	79 – 80
- MACHINO Type	81 – 82
- STORZ Type	83 – 84
- FRENCH Type	85
- SMS – UNI/ ROTO/ BARCELONA Type	86
- Coupling Spanner or Wrenches	87

CABINETS

- KOUDX Safety Cabinets	88 – 92
- Steel Cabinets	93 – 97
- Aluminium Cabinets	98
- Fibreglass Cabinets	99 – 102
- DAKEN Products	103 – 105
- Cabinet Accessories	106
- Fire Suit & Accessories	107 – 110
- Breathing Apparatus & Accessories	111

PROTEK Products

- Handheld Nozzle	112
- Monitor & Nozzle	113 – 116

Fire Alarm & Accessories

	117 – 119
--	-----------

Battery Operate Detector

	120
--	-----

Detector Tester

	121
--	-----

SOLO Products

- Tester & Accessories	122 – 125
------------------------	-----------

DENKO Exit & Emergency Lightings

	126 – 128
--	-----------

Loud Hailer & First Aid Box

	129 – 130
--	-----------

FOMTEC Products

	131
--	-----

AWG Products

	132 – 133
--	-----------

DELTA FIRE Products

	134 – 135
--	-----------

Systems – Wet Chemical & CO₂

	136 – 137
--	-----------

Fire Protection Accessories

	138 – 141
--	-----------

PRODUCT INDEX	142 – 149
----------------------	-----------



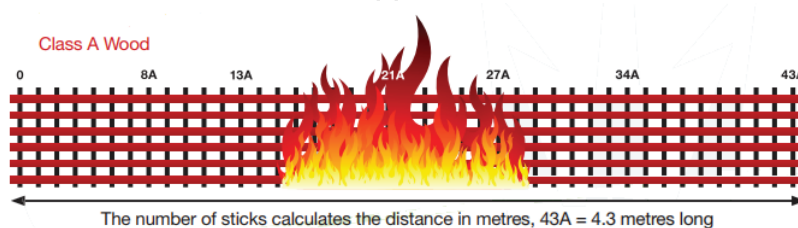
KILLFIRE branded Portable Fire Extinguishers built inhouse has undergone strict and stringent tests by TUV SUD PSB and based on the following standards:

- **SS EN 3-7: 2012**
Portable fire extinguishers
Characteristics, Performance Requirements and Test Methods.
- **SS EN 3-8: 2012**
Portable fire extinguishers
Additional requirements to SS EN 3-7 for the construction, resistance to pressure and mechanical tests for fire extinguishers with a maximum allowable pressure equal to or lower than 30 bar.
- **SS EN 3-9:2012**
Portable fire extinguishers
Additional requirements to SS EN 3-7 for pressure resistance of CO2 extinguishers.
- **SS EN 3-10: 2012**
Portable fire extinguishers
Provisions for evaluating the conformity of a portable fire extinguisher to SS EN 3-7

KILLFIRE range of portable fire extinguishers such as Dry Powder, Purple K, CO₂ and Clean Agent FE36 has passed the tests and approved for all designated class of fire and suitable to applications in residential, commercial and industrial sectors. Though KILLFIRE is a home growth brand, the products are well recognized in the region due to its proven reputation, quality and reliability.

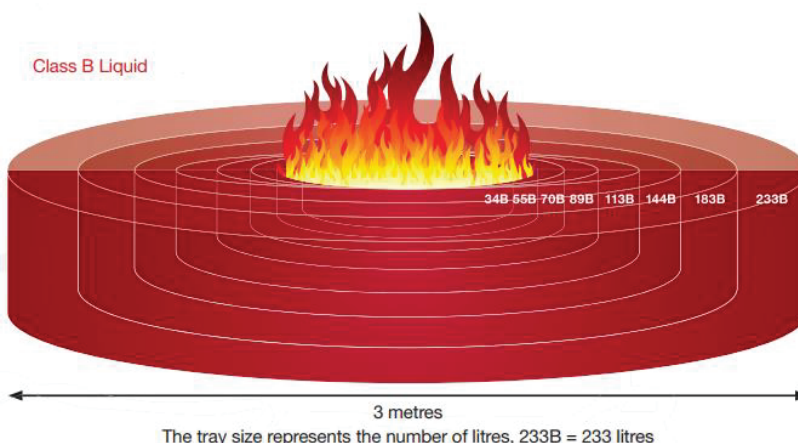
SS EN3 is Singapore Standard version where it adopted the EN3 regulations and standards. The test method to rate the fire extinguishers are of the same as the EN3 Standard.

EN3 Fire Test Approval Guide



Class A Rating:

The wooden crib used for this test is of standard cross-section of 0.5m wide x 0,56m high with different length corresponding to the designated extinguisher rating.



Class B Rating:

The type of fuel used for this test is Heptane. The tray sizes with specified dimensions to contain this fuel for the fire test are standardised taking into the consideration of the surface area. The volume of the fuel corresponds to the designated extinguisher rating.



KILLFIRE DRY POWDER EXTINGUISHER



MODEL KP-1EN	
Capacity	1.0 KG
Whole Height	310MM
Diameter of Body	90MM
Gross Weight	1.9 KG
Working Pressure	12 BAR
Discharge Duration	8 Sec
Shooting Range	3M
Fire Rating	5A:21B
Temperature Range	-20°C to +60°C

MODEL KP-1EN (VH)	
Capacity	1.0 KG
Whole Height	310MM
Diameter of Body	90MM
Gross Weight	2.3 KG
Working Pressure	12 BAR
Discharge Duration	8 Sec
Shooting Range	3M
Fire Rating	5A:21B
Temperature Range	-20°C to +60°C

MODEL KP-2EN	
Capacity	2.0 Kg
Whole Height	395 mm
Diameter of Body	110 mm
Gross Weight	3.58 Kg
Working Pressure	12 Bar
Discharge Duration	8 Sec
Shooting Range	3 m
Fire Rating	13A:55B
Temperature Range	-20°C to +60°C

MODEL KP-3EN	
Capacity	3.0 Kg
Whole Height	405 mm
Diameter of Body	140 mm
Gross Weight	5.2 Kg
Working Pressure	10 Bar
Discharge Duration	8 Sec
Shooting Range	4 m
Fire Rating	21A:70B
Temperature Range	-20°C to +60°C



KP-4EN	
Capacity	4.0 Kg
Whole Height	480 mm
Diameter of Body	140 mm
Gross Weight	6.8 Kg
Working Pressure	12 Bar
Discharge Duration	20 Sec
Shooting Range	6 m
Fire Rating	27A:113B
Temperature Range	-20°C to +60°C

KP-6EN	
Capacity	6.0 Kg
Whole Height	510 mm
Diameter of Body	161 mm
Gross Weight	9.3 Kg
Working Pressure	12 Bar
Discharge Duration	20 Sec
Shooting Range	6 m
Fire Rating	34A:183B
Temperature Range	-20°C to +60°C

KP-9EN	
Capacity	9.0 Kg
Whole Height	605 mm
Diameter of Body	175 mm
Gross Weight	13.08 Kg
Working Pressure	12 Bar
Discharge Duration	30 Sec
Shooting Range	6 m
Fire Rating	43A:233B
Temperature Range	-20°C to +60°C

KPK-9EN	
Capacity	9.0 Kg
Whole Height	605 mm
Diameter of Body	180 mm
Gross Weight	13.3 Kg
Working Pressure	12 Bar
Discharge Duration	30 Sec
Shooting Range	6 m
Fire Rating	144B:C
Temperature Range	-20°C to +60°C



KC-2EN	
Capacity	2.0 Kg
Whole Height	520 mm
Diameter of Body	108 mm
Gross Weight	8.0 Kg
Working Pressure	50 Bar
Discharge Duration	12 Sec
Shooting Range	3 m
Fire Rating	21B:C
Temperature Range	-20°C to +60°C

KC-5EN	
Capacity	5.0 Kg
Whole Height	690 mm
Diameter of Body	140 mm
Gross Weight	17.6 Kg
Working Pressure	50 Bar
Discharge Duration	20 Sec
Shooting Range	4 m
Fire Rating	55B:C
Temperature Range	-20°C to +60°C

KC-6.8	
Capacity	6.8KG
Whole Height	850mm
Diameter of Body	152mm
Gross Weight	24Kg
Working Pressure	50 Bar
Discharge Duration	25 Sec
Shooting Range	4 m
Fire Rating	B:C
Temperature Range	-20°C to +60°C

KC-9	
Capacity	9.0 Kg
Whole Height	1040 mm
Diameter of Body	152 mm
Gross Weight	30 Kg
Working Pressure	50 Bar
Discharge Duration	25 Sec
Shooting Range	4 m
Fire Rating	B:C
Temperature Range	-20°C to +60°C

KPAU-4/KPAU-6	
Capacity	4.0/6.0 Kg
Whole Height	310 mm
Diameter of Body	280 mm
Gross Weight	6.0/8.0 Kg
Working Pressure	15 Bar
Discharge Duration	6 Sec
Shooting Range	-
Fire Rating	ABC
Standard Temperature	+68°C



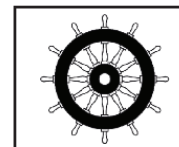
KW-9EN	
Capacity	9.0 Ltr
Whole Height	510 mm
Diameter of Body	180 mm
Gross Weight	14.2 Kg
Working Pressure	12 Bar
Discharge Duration	48 Sec
Shooting Range	6 m
Fire Rating	13A
Temperature Range	+5°C to +60°C

KF-9EN	
Capacity	9.0 Ltr
Whole Height	510 mm
Diameter of Body	180 mm
Gross Weight	14.0 Kg
Working Pressure	12 Bar
Discharge Duration	47 Sec
Shooting Range	4 m
Fire Rating	13A:183B
Temperature Range	+5°C to +60°C

KBFS-6	
Capacity	6.0 Ltr
Whole Height	570 mm
Diameter of Body	165 mm
Gross Weight	11.7 Kg
Working Pressure	9 Bar
Discharge Duration	57 Sec
Shooting Range	3 m
Fire Rating	13A:75F
Temperature Range	+5°C to +60°C

BXW9MED	
Capacity	9.0 Ltr
Whole Height	585 mm
Diameter of Body	190 mm
Gross Weight	14.2 Kg
Working Pressure	12 Bar
Discharge Duration	72 Sec
Shooting Range	6 m
Fire Rating	21A
Temperature Range	+5°C to +60°C

BXF9MED	
Capacity	9.0 Ltr
Whole Height	585 mm
Diameter of Body	190 mm
Gross Weight	14.2 Kg
Working Pressure	12 Bar
Discharge Duration	60 Sec
Shooting Range	4 m
Fire Rating	21A:183B
Temperature Range	+5°C to +60°C



KP-25P	
Capacity	25.0 Kg
Whole Height	1000 mm
Diameter of Body	310 mm
Gross Weight	46 Kg
Working Pressure	14 Bar
Discharge Duration	30 Sec
Shooting Range	8 m
Fire Rating	A : IIB : C
Temperature Range	-30°C to +60°C

KP-50P	
Capacity	50.0 Kg
Whole Height	1100 mm
Diameter of Body	310 mm
Gross Weight	82 Kg
Working Pressure	14 Bar
Discharge Duration	40 Sec
Shooting Range	8 m
Fire Rating EN1856-1	A : IIB : C
Fire Rating MED	A : IVB : C

KP-50C	
Capacity	50.0 Kg
Whole Height	1100 mm
Diameter of Body	310 mm
Gross Weight	88 Kg
Working Pressure	-
Discharge Duration	60 Sec
Shooting Range	10 m
Fire Rating	A : IIB : C
Temperature Range	-30°C to +60°C

KP-75P	
Capacity	75.0 Kg
Whole Height	1160mm
Diameter of Body	360 mm
Gross Weight	115 Kg
Working Pressure	14 Bar
Discharge Duration	50 Sec
Shooting Range	12 m
Fire Rating	A : IIB : C
Temperature Range	-30°C to +60°C

KP-100P	
Capacity	100.0 Kg
Whole Height	1370 mm
Diameter of Body	360 mm
Gross Weight	155 Kg
Working Pressure	14 Bar
Discharge Duration	60 Sec
Shooting Range	12 m
Fire Rating	A : IVB : C
Temperature Range	-30°C to +60°C



KC-9 ON TROLLEY	
Capacity	9.0KG
Whole Height	1280 mm
Diameter of Body	152 mm
Gross Weight	40 Kg
Working Pressure	50 Bar
Discharge Duration	25 Sec
Shooting Range	4 m
Fire Rating	B:C
Temperature Range	-20°C to +60°C

KC-22	
Capacity	22.0 Kg
Whole Height	1450 mm
Diameter of Body	250 mm
Gross Weight	65 Kg
Working Pressure	55 Bar
Discharge Duration	30 Sec
Shooting Range	6 m
Fire Rating	B:C
Temperature Range	-20°C to +60°C

KC-22 & APPLICATOR	
Capacity	22.0 Kg
Whole Height	1450 mm
Diameter of Body	250 mm
Gross Weight	65 Kg
Working Pressure	55 Bar
Discharge Duration	30 Sec
Shooting Range	6 m
Fire Rating	B:C
Temperature Range	-20°C to +60°C

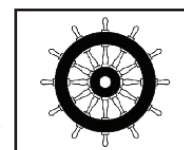
KC - 45	
Capacity	45.0 Kg
Whole Height	1610 mm
Diameter of Body	270 mm
Gross Weight	140 Kg
Working Pressure	55 Bar
Discharge Duration	40 Sec
Shooting Range	6 m
Fire Rating	B:C
Temperature Range	-20°C to +60°C



KF-50P-MED	
Capacity	50.0 Ltr
Whole Height	1100 mm
Diameter of Body	315 mm
Gross Weight	80 Kg
Working Pressure	14 Bar
Discharge Duration	37 Sec
Shooting Range	6 m
Fire Rating	A:IVB
Temperature Range	+5°C to +60°C



KF-50C-MED	
Capacity	50.0 Ltr
Whole Height	1100 mm
Diameter of Body	310 mm
Gross Weight	88 Kg
Working Pressure	-
Discharge Duration	60 Sec
Shooting Range	10 m
Fire Rating	A:IVB
Temperature Range	+5°C to +60°C



KF-150C-MED	
Capacity	150.0 Ltr
Whole Height	1600 mm
Diameter of Body	450 mm
Gross Weight	188 Kg
Working Pressure	-
Discharge Duration	100 Sec
Shooting Range	10 m
Fire Rating	A:IVB
Temperature Range	+5°C to +60°C



KFE-8EN	
Capacity	8.0 Kg
Whole Height	605 mm
Diameter of Body	175 mm
Gross Weight	12.08 Kg
Working Pressure	9 Bar
Discharge Duration	32 Sec
Shooting Range	5 m
Fire Rating	13A:34B
Temperature Range	-20°C to +60°C



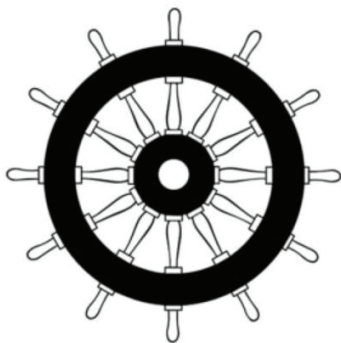
KFE-6EN	
Capacity	6.0 Kg
Whole Height	510 mm
Diameter of Body	161 mm
Gross Weight	9.32 Kg
Working Pressure	9 Bar
Discharge Duration	32 Sec
Shooting Range	5 m
Fire Rating	13A:34B
Temperature Range	-20°C to +60°C



MADE IN SINGAPORE



KFE-4EN	
Capacity	4.0 Kg
Whole Height	510 mm
Diameter of Body	161 mm
Gross Weight	7.32 Kg
Working Pressure	6 Bar
Discharge Duration	20 Sec
Shooting Range	3 m
Fire Rating	5A:21B
Temperature Range	-20°C to +60°C



Marine Equipment Directive 96/98/EC (also known as M.E.D. 96/98/EC and often called M.E.D/MED approval) is an authorization of equipment and products for Marine industry. It is a Council Directive of 20 December 1996.

The MED sets out performance and testing standards to be met by marine equipment placed on board an EU ship. As of 18 September 2016 the only applicable MED is Directive 2014/90/EU of the European Parliament and of the Council of 23 July 2014 on marine equipment and repealing Council Directive 96/98/EC.

The MED Wheel Mark has become a quality label for marine equipment on seagoing vessels worldwide. The new MED aligns to the principles of the EU New Legislative Framework, which is a package of measures aiming to improve market surveillance, sets clear and transparent rules for the accreditation of conformity assessment bodies and boost the quality of conformity assessments. It also clarifies the meaning and use of Wheel Marking, creates a toolbox of measures for use in product legislation and enhances its credibility.

While most EC directives require products to carrying the "CE" mark, products certified under the Marine Equipment Directive carry the "Wheel Mark".

Conformity Assessment Modules

All manufacturers producing equipment to comply with the MED require the involvement of a Notified Body approved to assess products to the MED. In the majority of cases, a Module B (EC type examination) certificate is necessary, and must be used in combination with one of the other Production Modules – D, E or F.

EC-US Mutual Recognition Agreement on marine equipment

A mutual recognition agreement between the United States and the European Community means that equipment with the wheel mark will be accepted for sale in the U.S. without additional testing or certification.

The agreement, in force since July 1, 2004, also means that companies with U.S. Coast Guard (USCG) type approval will be accepted for sale in the European Community without additional testing or certification. Forty-three product types are covered by the agreement at present.



KED-2-MED

KED-3-MED

KED-4N-MED

KED-6-MED

KED-9-MED

KED-12-MED

Model	KED-2-MED	KED-3-MED	KED-4N-MED	KED-6-MED	KED-9-MED	KED-12-MED
Type	Stored Pressure Type					
Extinguishant	ABC Dry Pow der					
Capacity	2 kg	3 kg	4 kg	6 kg	9 kg	12 kg
Propellant	Dry Nitrogen (N ₂)					
Valve	Controllable Chrome Plated Brass Valve w ith Pressure Indicator					
Body Diameter	108 mm	130 mm	158 mm	158 mm	178 mm	188 mm
Overall Height	370 mm	425 mm	475 mm	525 mm	587 mm	695 mm
Approx Full Weight	3.5 kg	5.2 kg	7.0 kg	9.4 kg	13.2 kg	17.8 kg
Working Temp. Range	- 20:°C to + 60:°C					
Working Pressure	12 Bar					
Test Pressure	25 Bar					
Burst Pressure	Exceeds 69 Bar					
Approx Discharge Range	2.5 m	4 m	5 m	5 m	7 m	7 m
Approx Discharge Time	16 sec	12 sec	20 sec	16 sec	18 sec	30 sec
Fire Rating	13A:55B	13A:89B	21A:113B	43A:233B	43A:233B	43A:233B
Fire Class	ABC + Electrical					
Coating (Internal)	Stoving Epoxy Primer					
Paint Finishing	RAL 3000 Flame Red Polyester Pow der Coating					
Mounting	Bracket* Metal 'L' Wall Bracket					
Manufactured & Tested in Accorance to	BS EN 3-7: 2004 + A1: 2007, BS EN 3-8: 2006 and BS EN 3-10:2009					

*Wire vehicle bracket available on request



KED-4c-MED

KED-6c-MED

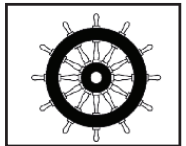
KED-9c-MED

KED-12c-MED

KED-12cMX-MED

Model	KED-4c-MED	KED-6c-MED	KED-9c-MED	KED-12c-MED	KED-12cMX-MED
Type	Cartridge Operated Type				
Extinguishant	ABC Dry Powder				Monnex Powder
Capacity	4 kg	6 kg	9 kg	12 kg	9 kg
CO ₂ Gas Cartridge	75 g	110 g	150 g	225 g	225 g
Valve / Headcap	CE Marked Controllable Chrome Plated Brass Headcap with Safety Relief Valve				
Body Diameter	158 mm	158 mm	178 mm	188 mm	188 mm
Overall Height	480 mm	535 mm	595 mm	710 mm	710 mm
Approx Full Weight	7.9 kg	10.4 kg	14.1 kg	19.1 kg	16.1 kg
Working Temp. Range	-20°C to + 60°C				
Working Pressure	12 Bar				
Test Pressure	25 Bar				
Burst Pressure	Exceeds 69 Bar				
Approx Discharge Range	2-3 m	5 m	7 m	7 m	7 m
Approx Discharge Time	20 sec	20 sec	22 sec	31 sec	19 sec
Fire Rating	21A : 89B	27A:183B	34A:233B	43A:233B	233B
Fire Class	ABC + Electrical				BC + Electrical
Coating (Internal)	Stoving Epoxy Primer				
Paint Finishing	RAL 3000 Flame Red Polyester Powder Coating				
Mounting	Metal 'T' Wall Bracket				
Manufactured & Certified to	BS EN 3-7: 2004 + A1: 2007, BS EN 3-8: 2006 and BS EN 3-10:2009				

* Safe if in Accidental contact with Live Electrical Equipment. Complies with electrical Conductivity Test BS EN 3-7, Clause 9 Annex C.



Model	KEF-6s-MED	KEF-9s-MED	KEW-9s-MED	KEK-6s-MED	KEK-9s-MED
Type	Stored Pressure Type				
Extinguishant	AFFF Foam (Premix)		Water	Wet Chemical	
Capacity	6 litres	9 litres	9 litres	6 litres	9 litres
Propellant	Nitrogen (N₂)				
Valve	Controllable Chrome Plated Brass Valve with Pressure Indicator				
Body Diameter	158 mm	178 mm	178 mm	158 mm	178 mm
Overall Height	575 mm	625 mm	625 mm	575 mm	625 mm
Approx Full Weight	10.0 kg	13.8 kg	13.7 kg	13.1 kg	18.5 kg
Working Temp. Range	+ 5°C to + 60°C			0°C to 60°C	
Working Pressure	12 Bar				
Test Pressure	25 Bar				
Burst Pressure	Exceeds 69 bar				
Approx Discharge Range	4 m	6 m	6 m	>2 Metres	
Approx Discharge Time	52 sec	57 sec	75 sec	55 sec	90 sec
Fire Rating	13A:144B	21A:183B	21A	8A : 75F	13A : 75F
Fire Class	A, B + Electrical Safety Test*		A + Electrical Safety Test*		
Cylinder Lining	Performance Polymer Alloy			Thermoplastic Powder Coating (PPA)	
Paint Finishing	RAL 3000 Flame Red Polyester Powder Coating				
Mounting	Metal 'L' Wall Bracket				
Manufactured & Certified to	BS EN 3-7: 2004 + A1: 2007, BS EN 3-8: 2006 and BS EN 3-10:2009				

*Safe if in Accidental Contact with Live Electrical Equipment. Complies with Electrical Conductivity Test BS EN 3-7, Clause 9 Annex C.



Model	KEW-9cs-MED	KEF-6cs-MED	KEF-9c-MED	KEF-9cs-MED	KEK-6cs-MED	KEK-9cs-MED
Type	Cartridge Operated Type					
Extinguishant	Water	AFFF Foam (Premix)			Wet Chemical	
Capacity	9 litres	6 litres	9 litres	9 litres	6 Litres	9 Litres
CO2 Gas Cartridge	55 g	55 g	75 g	75 g	35 g	55 g
Valve / Headcap	CE Marked Controllable Chrome Plated Brass Headcap with Safety Relief Valve					
Body Diameter	178 mm	158 mm	178 mm	178 mm	158 mm	178 mm
Overall Height	630 mm	585 mm	630 mm	630 mm	585 mm	630 mm
Approx Full Weight	14.6 kg	11.1 kg	14.9 kg	14.9 kg	13.4 kg	18.7 kg
Working Temp. Range	+5°C to + 60°C				0°C to 60°C	
Working Pressure	12 Bar					
Test Pressure	25 Bar					
Burst Pressure	Exceeds 69 Bar					
Approx Discharge Range	6 m	4 m	6 m	6 m	>2 Metres	
Approx Discharge Time	49 sec	58 sec	42 sec	88 sec	70 sec	84 sec
Fire Rating	21A	13A:144B	13A:183B	21A:183B	8A : 75F	13A : 75F
Fire Class	A + Electrical Safety Test*	A,B + Electrical Safety Test*	A,B	A,B + Electrical Safety Test	A,F + Electrical Safety Test	
Coating (Internal)	Thermoplastic Powder Coating (PPA)					
Paint Finishing	RAL 3000 Flame Red Polyester Powder Coating					
Mounting	Metal 'T' Wall Bracket					
Manufactured & Certified to	BS EN 3-7: 2004 + A1: 2007,BS EN 3-8: 2006 and BS EN 3-10:2009					

* Safe if in Accidental contact with Live Electrical Equipment. Complies with electrical Conductivity Test BS EN 3-7, Clause 9 Annex C.



Model	KEC-2e2 -MED	KEC-5e1 -MED
Body Material	Cromoly Steel	
	Carbon Dioxide	
Capacity	2 kg	5 kg
Cylinder Diameter	105 mm	138 mm
Overall Height	567 mm	747 mm
Approx Full Weight	6.7 kg	14.8 kg
Working Temp. Range	- 20°C to + 60°C	
Working Pressure (20°C)	56 Bar	
Test Pressure	250 Bar	
Safety Disc Burst Pressure	180 - 200 Bar	
Approx Discharge Range	3 m	
Approx Discharge Time	13 sec	23 sec
	34B	55B
Fire Class	B + Electrical	
	BS 5045 Part 7	
Discharge Assembly	Swivel Horn	Hose & Fish Tail Horn
Mounting	Metal 'L' Wall Bracket	
Operating Head / Valve	CE Marked Controllable Chrome Plated Brass Valve	
Paint Finishing	RAL 3000 Flame Red Polyester Powder Coating	
Manufactured & Certified to	BS EN 3-7: 2004 + A1: 2007, BS EN 3-9: 2006 and BS EN 3-10: 2009	



Model	KCO-10-MED	KCO-20-MED
Capacity	10 kg	20 kg
Style	Single	
Extinguishant	Carbon Dioxide (CO ₂)	
Operating Head	CE Marked Brass Screw Down Valve with Safety Relief Valve	
Cylinder Thread	1" BS 341	
Discharge Hose	High Pressure Hose	
Internal Diameter x Length	9.5mm x 6 m	
Discharge Horn	Plastic with On/Off Valve	
Cylinder Specification	EN1964 Part 1 TPED	EN1964 Part 1 TPED
- Diameter #	156 mm	204 mm
- Nominal height	615 mm	815 mm
Frame Work	Steel Pipe / Flat Bar	
Overall Height	1065 mm	1210 mm
Width	465 mm	565 mm
Depth	860 mm	1260 mm
Approx Empty Weight	33 kg	80 kg
Approx Full Weight	43 kg	100 kg
Cylinder / Frame Finish	RAL 3000 Flame Red Polyester Powder Coating	
Wheel Diameter #	300 mm	
Working Temp. Range	- 20°C to + 60°C	
Working Pressure	56 Bar	
Cylinder Test Pressure	250 Bar	
Approx Discharge Time	53 sec	61 sec
Approx Discharge Range	4 m	
Fire Rating / Class	70B C	89B C
Manufactured & Certified to	BS EN 1866 : 2007	

* 30 meter hose length available on request



Model	KFM-45-MED	KFM-135-MED	KFG-45-MED	KFG-135-MED	KFG-150-MED
Type	Stored Pressure Type		Gas Cartridge Type		
Capacity	45 litres	135 litres	45 litres	135 litres	150 litres
Extinguishant	AFFF Foam (Premix)				
Propellant	Nitrogen (N ₂)		Carbon Dioxide (CO ₂)		
Valve / Headcap	Brass Valve with Pressure Gauge		Brass Head Cap w with Safety Relief Valve		
CO ₂ Cartridge	N/A		1 kg	2 kg	2 kg
Discharge Hose	16 mm x 6 m	19 mm x 6 m	16 mm x 6 m**	19 mm x 6 m**	19 mm x 6 m
Wheel Diameter	300 mm	350 mm	300 mm	350 mm	350 mm
Frame Work	Steel Pipe / Flat Bar				
Cylinder Material	Steel				
Body Diameter	386 mm	454 mm	386 mm	454 mm	454 mm
Overall Height	980 mm	1395 mm	980 mm	1395 mm	1450 mm
Width	565 mm	685 mm	565 mm	685 mm	685 mm
Depth	670 mm	930 mm	670 mm	930 mm	930 mm
Approx Empty Weight	46 kg	101 kg	52 kg	108 kg	118 kg
Approx Full Weight	91 kg	236 kg	97 kg	243 kg	268 kg
Working Temp. range	+ 5°C to + 60°C				
Working Pressure	12 Bar				
Test Pressure	21.5 Bar	22.5 Bar	21.5 Bar	22.5 Bar	22.5 Bar
Safety Valve Lift Pressure	17 ~ 21 Bar		18 ~ 20 Bar		
Approx Discharge Time	109 sec	206 sec	162 sec	282 sec	368 sec
Approx Discharge Range	10 - 12 m	11 - 13 m	10 - 12 m	11 - 13 m	11 - 13 m
Fire Rating / Class	A IIB	A IVB	A IIB	A IVB	A IVB
Coating (Internal)	High Build Epoxy Tank Coating				
Paint Finishing	RAL 3000 Flame Red Polyester Powder Coating				
Manufactured & Certified to	BS EN 1866 : 2007				

** 20 meter hose length available on request.



Model	KPM-25-MED	KPM-50-MED	KPG-25-MED	KPG-50-MED
Type	Stored Pressure		Gas Cartridge	
Capacity	25 kg	50 kg	25 kg	50 kg
Extinguishant	ABC Dry powder			
Propellant	Nitrogen (N ₂)		Carbon Dioxide (CO ₂)	
Valve / Head cap	Brass Valve with Pressure Gauge		Brass Head Cap with Safety Relief Valve	
CO ₂ Cartridge	N/A		550 g	1 kg
Discharge Hose	13mm x 6m	16mm x 6m	13mm x 6m	16mm x 6m**
Wheel Diameter	300mm			
Frame Work	Steel Pipe / Flat Bar			
Cylinder Material	Steel			
Body Diameter	250 mm	386 mm	250 mm	386 mm
Overall Height	850 mm	970 mm	850 mm	970 mm
Width	460 mm	570 mm	460 mm	570 mm
Depth	545 mm	645 mm	580 mm	730 mm
Approx Empty Weight	22 kg	39 kg	28 kg	43 kg
Approx Full Weight	47 kg	89 kg	53 kg	93 kg
Approx Temperature Range	-20.C to 60.C			
Working Pressure (20.C)	12 bar			
Test Pressure	21.5 bar			
Safety Valve Lift Pressure	17 - 21 bar		18 - 20 bar	
Approx Discharge Time	48 sec	61 sec	52 sec	71 sec
Approx Discharge Range	9 m	10 m	9 m	11 m
Fire Rating / Class	A I B C	A I B C	A I B C	A I B C
Paint Finishing	Signal Red (RAL 3000) Epoxy Polyester Powder Coating			
Manufactured & Certified to	BS EN 1866 : 2007			

** 10m and 20m hose length available on request



L Wall Bracket



T Wall Bracket

Standard Wall Brackets

	LWB	TWB
Material	Chromed Steel	
Suitable for	SPT Portable FE	COT Portable FE



front view

back view

Compact Plastic Brackets

	CVB-1	CVB-2
Material	Plastic	
Suitable for	1kg FE	2kg FE



front view

back view

Heavy Duty Brackets

	HDB-L	HDB-S
Body & Strap Material	Mild Steel	
Design Features	Quick Release Pull Pin and Lever	
Suitable for	4kg-12kg PFE	2.5kg-3kg PFE



front view

back view

Wire Vehicle Brackets

	WVB-1K	WVB-2K	WVB-2L
Body Material	Mild Steel		
Strap Material	Stainless Steel		
Suitable for	1kg FE	2kg FE	2L FE



Type A


Type B

Type C

Marine Brackets

	Body Material	Strap Material	Design Type	Suitable for
MB-6L-C	Mild Steel	Nylon	A	6L COT
MB-6K-C				6kg COT
MB-9L-C				9L COT
MB-9K-C				9kg COT
MB-12K-C				12kg COT
MB-3K-S			B	3kg SPT
MB-6L-S				6L SPT
MB-6K-S				6kg SPT
MB-2C-S				2kg CO2
MB-5C-S				5kg CO2
MB-9L-S			C	9L SPT
MB-9K-S				9kg SPT
MB-12K-S				12kg SPT
MB-6C-S				6.8kg CO2

Heavy Duty Marine Bracket



Brand: KILLFIRE
Model: BR-KF-810-C

Feature and Benefits

- Material: Electrogalvanized Steel
- Colour: Red or Black
- Suitable for cylinders: Ø160 – Ø177

Vehicle Bracket For 4.0Kg DCP Fire Extinguisher



Brand: KILLFIRE
Model: BR-KF-4P

Feature and Benefits

- Material: EG Steel
- Colour: Blue Epoxy
- Size Of Fire Extinguisher To Advise When Order

Vehicle Bracket



Brand: KILLFIRE
Model: BR-KF Series

Feature and Benefits

- Material: EG Steel
- Colour: Black Epoxy
- Size Of Fire Extinguisher To Advise When Order

Stainless Steel Holder Bracket



Brand: KILLFIRE
Model: BR-KF-S/S Holder

Feature and Benefits

- Material: Round Rod Stainless Steel Pipe
- Finish – 2B/4B
- Size Of Fire Extinguisher To Advise When Order



Portable Fire Extinguisher

持運び式粉末 (ABC) 消火器 ABC POWDER (NH₄H₂PO₄) PORTABLE-TYPE



SA-17NR

SA-20NR

	SA-17NR	SA-20NR
総質量 Gross weight	約9.08kg	約10.1kg
全高 Total height	約52cm	約62cm
薬剤質量 Weight of chemicals	5.0kg	6.0kg
放射時間 Discharge time	約15sec.	約16sec.
放射距離 Discharge range	約5~7m	約5~8m

持運び式二酸化炭素消火器 CARBON DIOXIDE PORTABLE-TYPE



SC-11

SC-15

	SC-11	SC-15
総質量 Gross weight	約15.5kg	約21.1kg
全高 Total height	約96cm	約98cm
薬剤質量 Weight of chemicals	5.0kg	6.8kg
放射時間 Discharge time	約27sec.	約30sec.
放射距離 Discharge range	約3~4m	約5m

持運び式泡消火器 (破鉛式) FOAM PORTABLE-TYPE



SF-10P

	SF-10P
総質量 Gross weight	約14.0kg
全高 Total height	約65.2cm
液容量 Capacity	9L
放射時間 Discharge time	約70sec.
放射距離 Discharge range	約6~10m

Trolley Type Fire Extinguisher

移動式粉末 (ABC) 消火器 ABC POWDER (NH₄H₂PO₄) MOVING-TYPE



SA-50

	SA-50
総質量 Gross weight	約46kg
全高 Total height	約84.8cm
薬剤質量 Weight of chemicals	20kg
放射時間 Discharge time	約35sec.
放射距離 Discharge range	約5~9m

移動式二酸化炭素消火器 CARBON DIOXIDE MOVING-TYPE



SC-50

	SC-50
総質量 Gross weight	約100kg
全高 Total height	約97cm
薬剤質量 Weight of chemicals	23kg
放射時間 Discharge time	約40sec.
放射距離 Discharge range	約5m

移動式化学泡消火器 FOAM MOVING-TYPE



SF-50

	SF-50
総質量 Gross weight	約100kg
全高 Total height	約100cm
液容量 Capacity	45L
放射時間 Discharge time	約110sec.
放射距離 Discharge range	約6~11m

Fixed Type Fire Extinguisher

固定式粉末 (ABC) 消火器 ABC POWDER (NH₄H₂PO₄) FIX-TYPE



SA-100F

SA-100H

	SA-100F	SA-100H
総質量 Gross weight	約115kg	約150kg
全高 Total height	約99cm	約115cm
薬剤質量 Weight of chemicals	40kg	45kg
放射時間 Discharge time	約35sec.	約40sec.
放射距離 Discharge range	約6~12m	約6~12m

固定式化学泡消火器 FOAM FIX-TYPE



SF-150

SF-150H

	SF-150	SF-150H
総質量 Gross weight	約275kg	約302kg
全高 Total height	約120cm	約120cm
液容量 Capacity	150L	150L
放射時間 Discharge time	約240sec.	約240sec.
放射距離 Discharge range	約7~17m	約6~17m

Fire Extinguisher – Light Weight

小型船舶用粉末 (ABC) 消火器 ABC POWDER (NH₄H₂PO₄) SIMPLE-TYPE FOR LIGHT CRAFT



小型船舶用4型
SSA-4S

	SSA-4S
総質量 Gross weight	約2.9kg
全高 Total height	約42.7cm
薬剤質量 Weight of chemicals	1.2kg
放射時間 Discharge time	約10sec.
放射距離 Discharge range	約3~6m

Portable Foam Applicator Unit

持運び式泡放射器 PORTABLE FOAM APPLICATOR UNIT



SFU-1B

	SFU-1B
総質量 Gross weight	約77.7kg
高さ×幅×奥行 Height×Width×Depth	48.5cm×74cm×28cm
泡原液ボリ缶 Foam Concentrate Container	25kg×2
格納箱 Unit Box	19.2kg

Refill Pack for A & B Foam Extinguishers



YA-15kg-M

A・B各剤
Agent-A and -B



UL – 711 for Portable Extinguishers

- 1.1 These requirements cover rating, and performance during fire tests, of fire extinguishers intended for use in attacking Class A, B, C, D, and K fires as defined herein. These requirements also cover performance during fire tests of fire extinguishing agents for application on Class D fires. The ultimate rating of an extinguisher or the prescribed use of an extinguisher or fire extinguishing agent is based on its fire-extinguishing potential as determined by fire tests and presupposes installation and use in accordance in the United States with the Standard for Portable Fire Extinguishers, NFPA 10, and with the National Fire Code of Canada.
- 1.2 Fire extinguishers, fire extinguishing agents, or both shall also comply with the requirements for construction and performance as applicable to specific types, designs, sizes, and arrangements. Such additional requirements include ANSI/UL 8 CAN/ULC S554, ANSI/UL154 CAN/ULC S503, ANSI/UL299 CAN/ULC S504, ANSI/UL 626 CAN/ULC S507, and ANSI/ UL2129 CAN/ULC S566 and are not within the scope of these requirements.





KILLFIRE UL LISTED FIRE EXTINGUISHERS

2.5 Lbs Dry Chemical Fire Extinguisher



Brand: KILLFIRE
Model: KP-2.5P-UL

Feature and Benefits

- UL Listed.
- Design, manufacture and inspection in accordance with UL299 Dry Chemical Fire Extinguishers and UL711 Rating and Testing of Fire Extinguishers.



EX27576

Model	KP-2.5P-UL
Capacity	1.25Kg (2.5Lbs)
Diameter	86mm
Height	332mm
Weight	2.25Kg
Working Pressure	13.5bar
Temperature Range	-40°C ~ +49°C
Discharge Time	8 Sec
Discharge Range	3M
Fire Rating	1A: 10B: C

5.5 Lbs Dry Chemical Fire Extinguisher



Brand: KILLFIRE
Model: KP-5.5P-UL

Feature and Benefits

- UL Listed.
- Design, manufacture and inspection in accordance with UL299 Dry Chemical Fire Extinguishers and UL711 Rating and Testing of Fire Extinguishers.



EX27576

Model	KP-5.5P-UL
Capacity	2.6Kg (5.5Lbs)
Diameter	120mm
Height	360mm
Weight	4.7Kg
Working Pressure	13.5bar
Temperature Range	-40°C ~ +49°C
Discharge Time	13 Sec
Discharge Range	3M
Fire Rating	3A: 40B: C



UL LISTED FIRE EXTINGUISHERS

10 Lbs Dry Chemical Fire Extinguisher



Brand: KILLFIRE
Model: KP-10P-UL

Feature and Benefits

- UL Listed.
- Design, manufacture and inspection in accordance with UL299 Dry Chemical Fire Extinguishers and UL711 Rating and Testing of Fire Extinguishers.



Model	KP-10P-UL
Capacity	4.6Kg (10Lbs)
Diameter	150mm
Height	400mm
Weight	7.5Kg
Working Pressure	13.5bar
Temperature Range	-40°C ~ +49°C
Discharge Time	17 Sec
Discharge Range	3M
Fire Rating	4A: 60B: C

20 Lbs Dry Chemical Fire Extinguisher



Brand: KILLFIRE
Model: KP-20P-UL

Feature and Benefits

- UL Listed.
- Design, manufacture and inspection in accordance with UL299 Dry Chemical Fire Extinguishers and UL711 Rating and Testing of Fire Extinguishers.



Model	KP-20P-UL
Capacity	9.11Kg (20Lbs)
Diameter	180mm
Height	505mm
Weight	14.6Kg
Working Pressure	13.5bar
Temperature Range	-40°C ~ +49°C
Discharge Time	20 Sec
Discharge Range	3M
Fire Rating	6A: 80B: C

Single Jacket Fire Hose



Brand: KILLFIRE
Model: KFH Series

Feature and Benefits

- UL Listed.
- This fire hose is an all polyester single jacket interior protection hose with EPDM liner, for building and plants.
- Low friction loss for maximum flow. Strong, compact and practical and will fit on most hose storage device.
- Coupling: all international couplings on request.

Model	I.D (Inch)	Service Test Pressure (PSI)	Burst Pressure (PSI)	Weight (kg)
KFH-15	1.5"	150, 200	450, 600	8.3
KFH-25	2.5"	200	600	13.6



Screw End Angle Valve



Brand: KILLFIRE
Model: KV247 Series

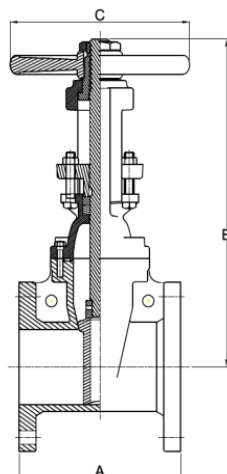
Feature and Benefits

- UL Listed.
- Material: Brass
- Inlet: 1.5" NPT Female Thread.
- Outlet: 1.5" BSPT Female Thread.
- Working pressure: 300 psi
- Testing pressure: 600 psi.
- Service Range: 20 ~ 200 psi

Model	Size	Valve Lift	Weight
KV247-38A-UL	1.5"	25.44 mm	2.0 Kg
KV247-65A-UL	2.5"	44.5 mm	4.8 Kg



Resilient Seated Gate Valve OS&Y Flanged Ends, 300PSI



Brand: KILLFIRE
Model: KV-OS&Y-300-FE

Feature and Benefits

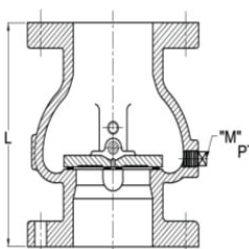
- Fire Protection Valve. UL listed. FM approved.
- Valves comply with AWWA C515
- Ductile Iron body
- Flanged ends to ANSI B16.1 Class 125. Other flange types available.
- Working pressure 300psi. cold water pressure (Max. temp 63°C)
- Application: Fire protection / Air condition / Plumbing.
- Epoxy coated interior and exterior to AWWA C550.
- Other working pressure types are available.

Dimensions (mm / Inch)

Valve Size	65mm / 2½"		80mm / 3"		100mm / 4"		150mm / 6"		200mm / 8"		250mm/10"		300mm / 12"	
	mm	Inch	mm	Inch	mm	Inch	mm	Inch	mm	Inch	mm	Inch	mm	Inch
A	190.5	7-½	203.2	8	228.6	9	266.7	10-½	292.1	11-½	330.2	13	355.6	14
B(Open)	395	15-½	496	19-½	553	21-¾	750	29-½	946	37-¼	1118	44	1327	52-¼
B(Close)	330	13	406	16	448	17-¾	590	24-¾	736	29	857	33-¾	1016	40
C	178	7	203	8	254	10	304.8	12	355.6	14	406.4	16	457.2	18

■ Note: Design and materials are subject to change without notice.

Flanged End Ductile Iron Body Check Valve



Brand: KILLFIRE
Model: KV-DPCV-250-FE

Feature and Benefits

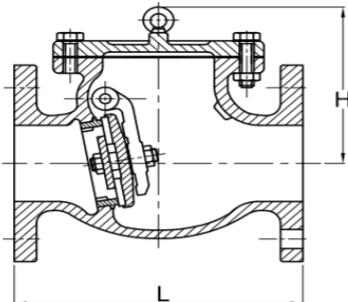
- UL listed. FM approved.
- Ductile Iron body with EPDM seat. Stainless steel plate.
- Flanged ends to ANSI B16.1 Class 125. Other flange types available.
- Working pressure: 250psi, Cold water pressure (Max. temp 63°C).

Dimensions (mm / Inch)

Valve Size	65mm / 2½"		80mm / 3"		100mm / 4"		150mm / 6"		200mm / 8"		250mm/10"		300mm / 12"	
	mm	Inch	mm	Inch	mm	Inch	mm	Inch	mm	Inch	mm	Inch	mm	Inch
L			168.3	6-¾	190.5	7-½	228.6	9	266.7	10-½				
"M" PT				½"		½"		¾"		¾"				

■ Note: Design and materials are subject to change without notice.

Swing Check Valve Flanged Ends, 200PSI



Brand: KILLFIRE
Model: KV-SCV-200-FE



Feature and Benefits

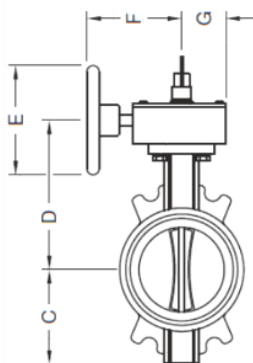
- Fire Protection Valve. UL listed. FM approved.
- Conform to MSS SP-71.
- Cast Iron body, Ductile Iron Disc.
- Flanged ends to ANSI B16.1 Class 125.
- Bolted bonnet. Horizontal swing. Renewable seat and disc.
- Working pressure 200psi. (Max. temp 63°C)
- Bronze trimmed disc, 125psi steam @ 232 °C, 200psi. Non-shock cold water oil or gas.

Dimensions (mm/ Inch)

Valve Size	65mm / 2-1/2"		80mm / 3"		100mm / 4"		150mm / 6"		200mm / 8"		250mm / 10"		300mm / 12"	
	mm	Inch	mm	Inch	mm	Inch	mm	Inch	mm	Inch	mm	Inch	mm	Inch
L			241.3	9-1/2	292.1	11-1/2	355.8	14	495.3	19-1/2	622.3	24-1/2	698.5	27-1/2
H			194	7-5/8	214	8-7/16	258	10-5/32	312	12-9/32	352	13-27/32	389	15-5/16

■ Note: Design and materials are subject to change without notice.

Wafer Type Butterfly Valve



Brand: TYCO
Model: BFV-300



Feature and Benefits

- UL listed. FM approved.
- Conforms to MSSP-67.
- Ductile Iron body.
- Wafer ends to ANSI B16.1 Class 125.
- Factory-installed Supervisory Tamper Switch Assembly.
- Max. working pressure: 300psi (Max. Test Pressure: 600psi)
- Max. working Temperature: 250°F (120°C).

Unit : Inch (mm)

SIZE	A	B	C	D	E	F	G	H
2 1/2"	5.35(136)	3.43(87)	1.81(46)	5.88(149.4)	6.54(166)	5.31(135)	5.04(128)	0.32(8.2)
3"	5.63(143)	3.66(93)	1.81(46)	6.62(168.2)	6.81(173)	5.31(135)	5.04(128)	0.57(14.5)
4"	6.14(156)	4.29(109)	2.05(52)	7.88(200.2)	7.32(186)	5.31(135)	5.04(128)	0.89(22.7)
6"	7.40(188)	5.67(144)	2.20(56)	10.6(269.8)	8.58(218)	8.66(193)	8.66(220)	1.79(45.4)
8"	8.74(222)	6.54(166)	2.28(58)	13.0(330.2)	9.92(252)	8.66(193)	8.66(220)	2.72(69.1)

■ Note: Design and materials are subject to change without notice.

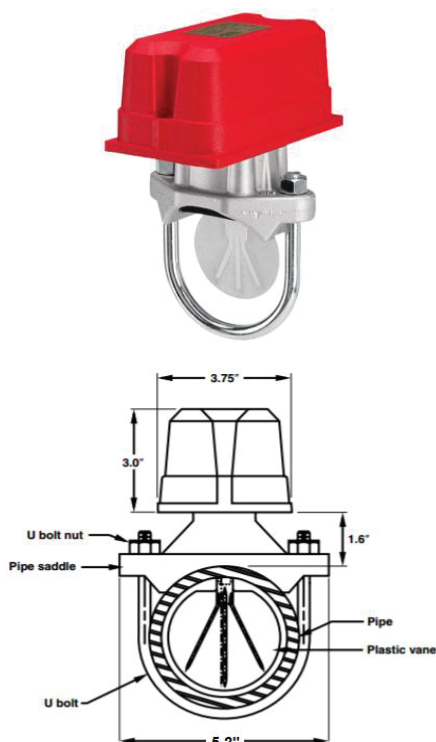
Waterflow Detectors



Brand: SYSTEM SENSOR
Model: WFD30-2

Feature and Benefits

- UL listed. FM approved.
- Two-inch mounting hole.
- Sealed retard mechanism immune to dust and other contaminants.
- Visual switch activation.
- Field-replaceable retard mechanism and SPDT switches.
- Rugged, dual SPDT switches enclosed in a durable terminal block.
- Accommodates up to 12 AWG wire.
- Designed for both indoor and outdoor use.
- 100 percent synchronization activates both alarm panel and local bell.
- Tamper-resistant cover screws.



UL Model	ULC Model	Pipe Size	Hole Size	Shipping Wt.
WFD30-2	WFD30-2A	3"	2"	4.5 lbs.

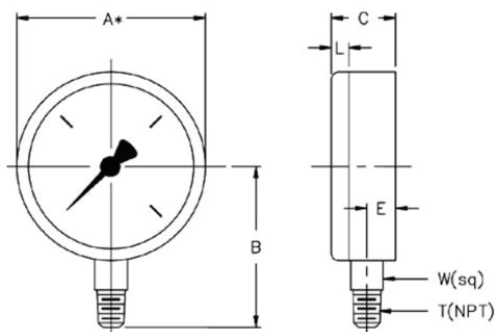
Bourdon Tube Pressure Gauges



Brand: WIKA
Model: 111.10SP.100

Feature and Benefits

- UL Listed. FM Approved.
- Size: 4" (100mm)
- Maximum Surge: 18FPS (5.5 m/s)
- Contact Ratings: Two sets of SPDT (Form C)
10.0 Amps at 125/250VAC
2.0 Amps at 30VDC Resistive
10 mAmps min. at 24VDC



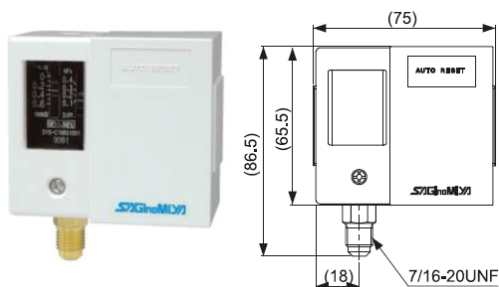
Size		A	B	C	E	L	T	W	Weight
4"	mm	100	71	30	11.5	3.75	-	14	App. 158g
	in	4	2.79	1.18	0.45	0.15	¼"	0.55	0.35 lbs

■ Note: Design and materials are subject to change without notice.



KILLFIRE SPRINKLER SYSTEM PRODUCTS

Pressure Control Switch



Brand: SAGINOMIYA
Model: SYS

Feature and Benefits

- UL listed. FM approved.
- Compact size smallest and lightest in the industry.
- Scale plate with significantly clearer visibility.
- Reliable bellows technology with proven history of 60 years.

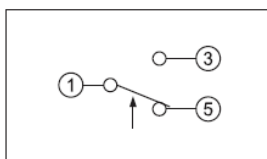


Diagram 1

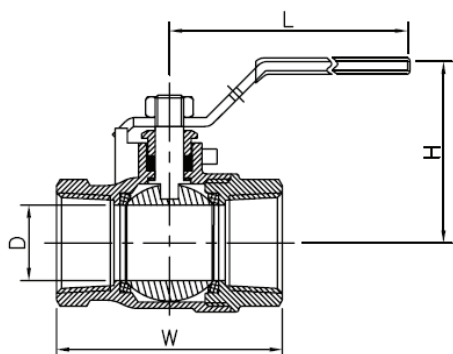
↑ : Operating direction on press.
Increase at High Press

Unit: psi

Catalog No.	Refrigerant	Range		Differential		Factory Setting		Max Working Pressure	Contact Function	Wt. (kg)
		Min.	Max.	Min.	Max.	Off (On)	On (Off)			
SYS-C110X0	R404A, R407C,	14.2	142.2	14.2	42.7	56.9	85.3	234.7	Diagram 1	0.24
SYS-C130X0	R134a, R22	71.1	426.7	42.7	142.2	213.4	284.5	469.4		

■ Note: Design and materials are subject to change without notice.

Forged Brass Ball Valve



Brand: FORTUNE
Model: 220 PT

Feature and Benefits

- UL Listed. FM Approved.
- Brass ASTM Body.
- Working Pressure:
- Test Pressure:
Body: 896psi (600); 597.4psi (400)
Seat: 85.34psi




Unit: mm

SIZE	D	W	H	L
½"	12.7	53.7	36.9	82
1"	25	75.1	58.1	120
1½"	38	93.1	76.3	160
2"	50	107	83.9	160
2½"	63.5	136.6	116.5	220

■ Note: Design and materials are subject to change without notice.

Inspector Test and Drain Valve (Inspector Test Connection)

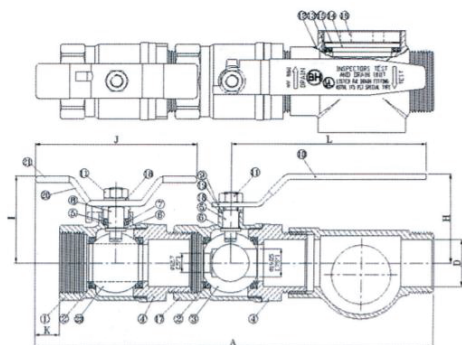


Brand: BAN CHANG
Model: 614



Feature and Benefits

- Complies with NFPA13 sprinkler systems.
- Come with on-off unit with brass sight glass.
- Female NPT inlet and outlet cast brass valve.
- Working Pressure: 175psi



Unit (mm)	A	H	I	J	K	L
1"	261.5	60	61	110	22.5	130
1 1/4"	275	60	64	110	13	130
2"	371	90	79	134	13.5	155

■ Note: Design and materials are subject to change without notice.

Inspector Test Valve



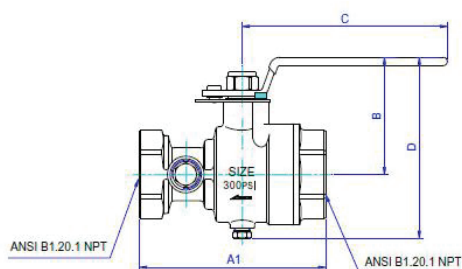
Brand: YS Valves
Model: YS-H61



Feature and Benefits

- UL Listed. FM Approved.
- Complies with NFPA13 sprinkler systems.
- Threaded to ANSI B1.20.1 NPT
- Female NPT inlet and outlet cast brass valve.
- Working Pressure: 300PSI

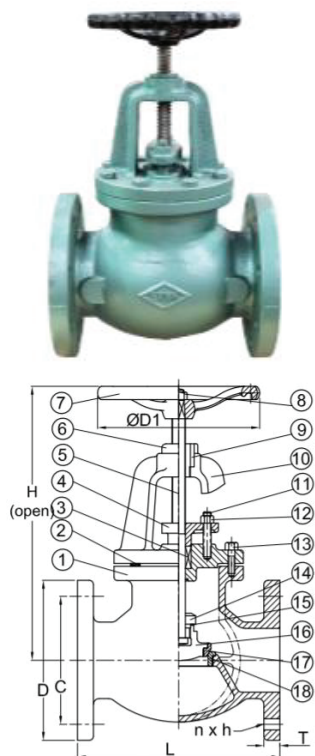
Unit: mm



Size	A1	B	C	D	K
1" NPT	128.2	68.5	130.5	112	K4.2/K5.6
1 1/4" NPT	128.2	68.5	130.5	112	K4.2/K5.6
1 1/2" NPT	157.2	99.1	174	154	K4.2/K5.6/K14/K25
2" NPT	157.2	99.1	174	154	K4.2/K5.6/K14/K25

■ Note: Design and materials are subject to change without notice.

Cast Iron Body Globe Valves



Brand: EVER METAL
Model: 755A

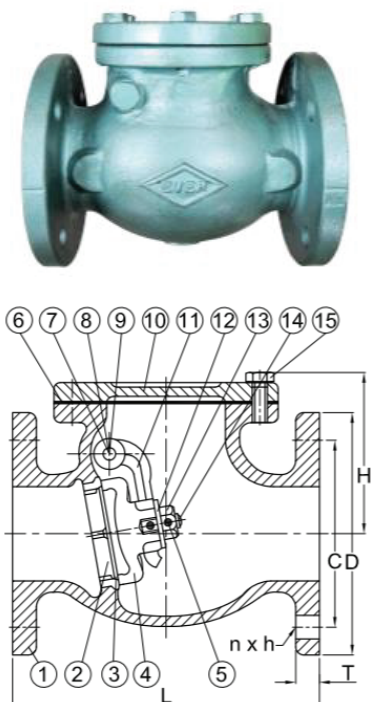
Feature and Benefits

- Cast Iron body, Ductile Iron Gland Flange.
- Bolted Bonnet. Renewable Seat and Disc. Bronze Mounted.
- Flanged ends to ANSI B16.1 Class 125.
- Working Pressure: 125psi
- Test Pressure: Body: 125psi, Seat: 175psi

Nominal Size	Dimensions							Unit: Inch
	H	L	C	D	D1	T	nxh	Net Wt. Lbs.
2"	12 ¹³ / ₃₂	8	4 ³ / ₄	6	6 ⁵ / ₁₆	⁵ / ₈	4x ³ / ₄	31.6
2½"	13 ³⁹ / ₆₄	8½	5½	7	6 ⁵ / ₁₆	¹¹ / ₁₆	4x ³ / ₄	42.4
3"	14 ¹³ / ₃₂	9½	6	7½	7 ¹ / ₁₆	³ / ₄	4x ³ / ₄	48.9
4"	16 ⁷ / ₆₄	11½	7½	9	7 ⁷ / ₈	¹⁵ / ₁₆	8x ³ / ₄	79
5"	18 ¹⁹ / ₆₄	13	8½	10	9 ⁷ / ₈	¹⁵ / ₁₆	8x ⁷ / ₈	116.8
6"	20½	14	9½	11	11	1	8x ⁷ / ₈	156.5
8"	23 ¹³ / ₃₂	19½	11¾	13½	11 ¹³ / ₁₆	1½	8x ⁷ / ₈	251.3
10"	26 ²⁹ / ₃₂	24½	14¾	16	14	1 ³ / ₁₆	12x1	425.5
12"	30 ¹³ / ₆₄	27½	17	19	15¾	1¾	12x1	594
14"	34½	31	18¾	21	17 ²³ / ₃₂	1¾	12x1½	996.6

■ Note: Design and materials are subject to change without notice.

Cast Iron Body Check Valves



Brand: EVER METAL
Model: 703A

Feature and Benefits

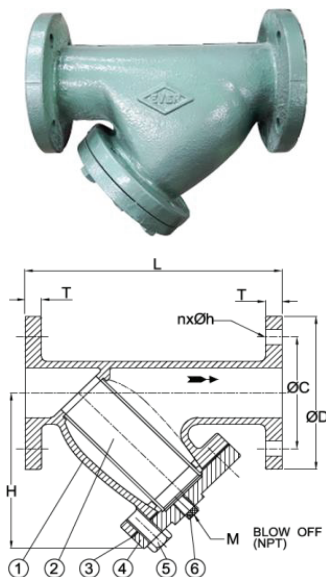
- Cast Iron body.
- Bolted Bonnet. Horizontal Swing.
- Renewable Seat and Disc.
- Flanged ends to ANSI B16.1 Class 125.
- Working Pressure: 125psi
- Test Pressure: Shell: 350psi, Seat: 200psi

Nominal Size	Dimensions							Unit: Inch
	H	L	C	D	T	nxh	Net Wt. lbs.	
2"	4 ³ / ₈	8	4 ³ / ₄	6	⁵ / ₈	4x ³ / ₄	20.4	
2-½"	5	8½	5½	7	¹¹ / ₁₆	4x ³ / ₄	30.9	
3"	5½	9½	6	7½	³ / ₄	4x ³ / ₄	40.5	
4"	6¾	11½	7½	9	¹⁵ / ₁₆	8x ³ / ₄	60.6	
5"	7½	13	8½	10	¹⁵ / ₁₆	8x ⁷ / ₈	91.6	
6"	8	14	9½	11	1	8x ⁷ / ₈	119.6	
8"	9 ¹¹ / ₁₆	19½	11¾	13½	1½	8x ⁷ / ₈	213.2	

■ Note: Design and materials are subject to change without notice.



Cast Iron "Y" Strainers



Brand: EVER METAL

Model: 754A

Feature and Benefits

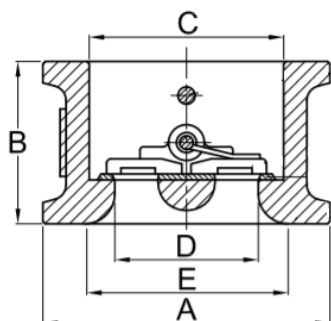

- Ductile Iron body
- Flanged ends to ANSI B16.1 Class 125.
- Maximum Working Pressure
125psi at 450°F, 175psi at 100°F

Unit: mm

Nominal Size	Dimensions							Net Wt.
	H	L	C	D	T	M(NPT)	nxh	
2"	157.2	250.8	120.7	152.4	16	½"	4x¾"	11
2½"	193.8	285.8	139.7	177.8	17.5	1"	4x¾"	16
3"	209.6	317.5	152.4	190.5	19	1"	4x¾"	20
4"	255.5	377.8	190.5	228.6	23	1¼"	8x¾"	32
5"	317.5	455.6	215.9	254	24	1¼"	8x¾"	50
6"	363.5	517.5	241.3	279.4	25	1½"	8x¾"	70
8"	441.5	609.6	298.5	343	28.6	2"	8x¾"	116
10"	530.4	749	362	406	30.2	2"	12x1"	176
12"	598.4	857	431.8	482.6	31.8	2"	12x1"	255
14"	688.1	946	476	533	35	2"	12x1½"	359
16"	743	1076	540	597	37	2"	16x1½"	520
18"	990	1172	578	635	40	2"	16x1¾"	756
20"	997	1257	635	698	43	2"	20x1¾"	-

■ Note: Design and materials are subject to change without notice.

Dual Plate Wafer Type Iron Body Check Valve



Brand: EVER METAL

Model: 723A

Feature and Benefits


- Cast Iron body with EPDM seat. Stainless steel plate and hinger pin.
- Flanged ends to ANSI B16.1 Class 125.
- Working Pressure: 200psi
- Test Pressure:
Shell: 350psi, Seat: 200psi

Unit: mm

Nominal Size	Dimensions				
	A	B	C	D	E
2"	105	54	65	48	74.2
2½"	124	54	78	57	84
3"	137	57.2	92	70	94
4"	175	63.5	118	92	128.5
5"	197	70	143	108	142.1
6"	222	76.2	168.3	131.8	165.1
8"	279	95.3	219	174.6	212.7

■ Note: Design and materials are subject to change without notice.

Cast Iron Foot Valve Flange



Brand: JUNG
Model: CF125

Feature and Benefits

- Cast Iron body, Ductile Iron Gland Flange.
- Working Pressure: 124.23psi
- Test Pressure: Body: 213.35psi, Seat: 213.35psi

Dimension

Unit: mm

Size	(ST) H	(FC) H	D	(FC Screwed) H	D
2"	178	190	155	200	87
2-½"	184	200	175	210	106
3"	210	220	185	250	130
4"	232	240	210	-	-
5"	258	260	250	-	-
6"	278	280	280	-	-
8"	-	390	330	-	-

■ Note: Design and materials are subject to change without notice.

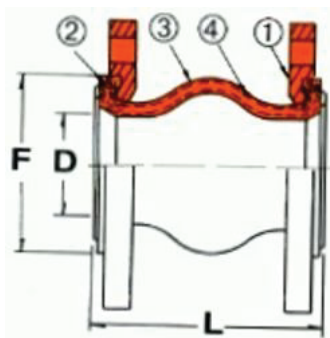
Single-Sphere Connection with Floating Flanges


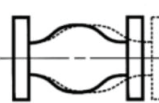
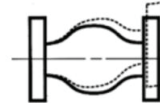
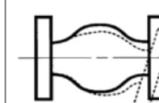


Brand: ARMFLEX
Model: AMS 100 Series

Feature and Benefits

- Changeable SS41 Flanges. Carbon Steel Wires Strand.
- Working Pressure: 227.57psi
- Burst Pressure: 853.4psi
- Vacuum Rating: 650mm/Hg



1. Axial Compression		2. Axial Elongation		3. Transverse Movement		4. Angular Deflection		
								
Item	Size (In)	L	DØ	FØ	Allowable Movements			
					Axial		Trans Move	Angular Deflection
					Comp	Elong		
AMS-101	1"	95	25	50	8mm	4mm	8mm	15°
AMS-101Q	1-¼"	95	40	69	8	4	8	15°
AMS-101H	1-½"	95	40	60	8	5	8	15°
AMS-102	2"	105	52	86	12	6	8	15°
AMS-102H	2-½"	115	68	106	12	6	10	15°
AMS-103	3"	130	76	116	18	10	10	15°
AMS-104	4"	135	103	150	18	10	12	15°
AMS-105	5"	170	128	180	18	10	12	15°
AMS-106	6"	180	152	209	25	14	12	15°
AMS-108	8"	205	194	260	25	14	22	15°

■ Note: Design and materials are subject to change without notice.



KILLFIRE SPRINKLER SYSTEM VALVE

Water Motor Alarm



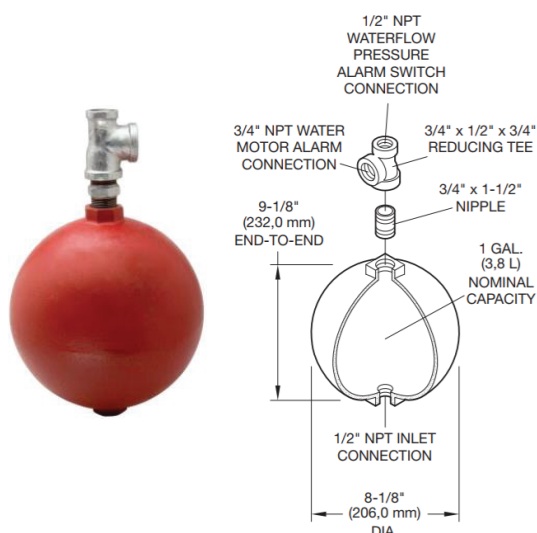
Brand: TYCO
Model: WMA-1

Feature and Benefits

- UL Listed.
- FM Approved.
- LPCB Approved.
- VDS Approved.
- Hydraulically operated outdoor alarm for use with appropriate fire protection system valves (alarm, dry, deluge).
- Supplied by dedicated outlet in valve trim line or retard chamber.
- Uses energy-efficient lightweight impeller design capable of producing very high sound level.
- Corrosion-resistant aluminum alloy gong, gong-mount, and water motor housing.
- Polymer bearings do not require lubrication.
- Must be mounted to a rigid wall surface.
- Maximum rated working pressure is 300 psi.



Retard Chamber



Brand: TYCO
Model: RC-1

Feature and Benefits

- UL Listed.
- FM Approved.
- LPCB Approved.
- VDS Approved.
- The Model RC-1 Retard Chamber is required in installations that will be subject to pressure variations, as are generally associated with public water supplies, in order to help prevent false alarms.
- Intended for use in a wet type automatic sprinkler system riser.
- Maximum rated working pressure is 300 psi.



Pressure Regulating Valve




Brand: TYCO
Model: PRV-1



Feature and Benefits

- UL Listed.
- FM Approved.
- Automatically maintain the outlet "set pressure" (static and residual) within a close range, regardless of fluctuations in the higher pressure inlet line or varying flow rates.
- Can be installed either vertically or horizontally.
- Available with threaded, flanged, and cut groove inlet and outlet connections.
- One piece, one moving part diaphragm .
- In-line service (for maintenance).
- Rated for use at a maximum pressure of 250 psi.
- Factory outlet "set pressure" of 125 psi.
- Field outlet "set pressure" rang of 80 to 225 psi.

Pressure Relief Valve



Brand: TYCO
Model: RV-1



Feature and Benefits

- UL Listed.
- FM Approved.
- Globe or angle pattern.
- Installation in any orientation.
- One-piece, one-moving-part diaphragm.
- Ceramic enamel-coated interior.
- Standard nylon-coated exterior.
- Accurate pressure control.
- In-line service.
- No need to bleed trapped air from the diaphragm chamber.
- Rated for use at a Maximum Inlet Pressure of 250 psi.
- Field relief "set pressure" range of 30 to 250 psi.



KILLFIRE SPRINKLER SYSTEM VALVE

Alarm Valve



Brand: TYCO
Model: AV-1-300



Feature and Benefits

- UL listed.
- FM approved.
- Sizes 2.5" thru 8" (DN65 thru DN200).
- AV-1 Alarm Valves may be installed vertically or horizontally.
- Groove x Groove, Flange x Flange, Flange x Groove Alarm Valves are divided seat ring, rubber-faced clapper, check type, water flow alarm valves.
- For use in wet pipe (automatic sprinkler) fire protection systems.
- Automatically actuates electrically and/or hydraulically operated alarms when there is a steady flow equivalent to the discharge rate for one or more sprinklers.
- Working pressure range is 20 to 300 psi.
- Optional Retard Chamber used in installations subject to variable pressure (generally associated with public water suppliers) to help prevent false alarms.
- Available pre-assembled with modular trim to provide a quick and convenient method for trimming valve risers.



Typical layout of the Alarm Valve with Retarding Chamber



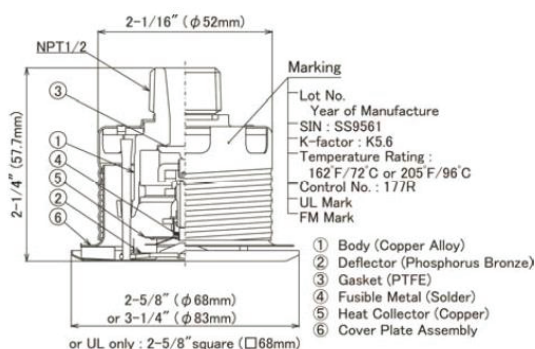
Concealed Sprinkler Head - RC Series



SS9561



SS9561 with Cover Plate
Part No: 004-0611



Brand: SENJU SPRINKLER
Model: SS9561

Feature and Benefits

- Part No: 002-1001/02, UL listed & FM.
- Factor: 5.6 GPM/PSI^{1/2} (80.6 LPM/BAR^{1/2})
- Thread Size: 1/2"NPT
- Response Type: Quick Response
- Coverage: Standard Coverage
- Temperature:
 - 72°C (162°F) Sprinkler with 60°C (140°F) Cover Plate
 - 96°C (205°F) Sprinkler with 60°C (140°F) Cover Plate
 - 96°C (205°F) Sprinkler with 72°C (162°F) Cover Plate
- Vertical Adjustment: 1/2"(12.8mm)
- Standard Finish: White, Ivory, Beige, Black, Brown, Nickel and Wood Grain
- Compressed Fusible Solder Technology
- Standard Cover Plate: 3-1/4"(83mm) in diameter
Smaller Cover Plate: 2-5/8"(68mm) in diameter
- Colour Plate are available in 14 Standard Finishes and unlimited custom colour and pattern finishes.
- Extended Coverage available.
(Please request for Model: SS3561 – UL Listed, Part No: 002-1201 for detail specifications)
- Installation Tool: Wrench Socket Model: NR-H

Flushed Pendent Sprinkler Head – ZN Series



Sprinkler S2531 with
Escutcheon - White



Sprinkler SS2521 with
Escutcheon - White



Sprinkler S2531 with
Escutcheon - Chrome



Sprinkler SS2521 with
Escutcheon - Chrome



Brand: SENJU SPRINKLER
Model: SS2531 / SS2521

Feature and Benefits

- SS2531 Part No: 002-0411/12/21/22/31/32, UL listed & FM.
- SS2531 Part No: 002-0413/23/33, UL listed.
- SS2521 Part No: 002-0211/12/21/22/31/32, UL listed.
- Factor: 5.6 GPM/PSI^{1/2} (80.6 LPM/BAR^{1/2})
- Thread Size: 1/2"NPT
- SS2531 - Standard Response, Standard Coverage Type
- Temperature:
 - Part No: 002-0411/21/31 - 72°C (162°F)
 - Part No: 002-0412/22/32 - 96°C (205°F)
 - Part No: 002-0413/23/33 - 139°C (282°F)
- SS2521 - Quick Response, Standard Coverage Type
- Temperature:
 - Part No: 002-0211/21/31 - 72°C (162°F)
 - Part No: 002-0212/22/32 - 96°C (205°F)
- Vertical Adjustment: 3/8"(9.5mm)
- Standard Finish: White, Chrome & Black
- Compressed Fusible Solder Technology
- Escutcheon: Size at 3" (75.0mm) in diameter, suitable for both Sprinkler, UL Listed & FM
- Installation Tool: Wrench Socket Model: VC-H



Frame Pendent Sprinkler Head – FR Series



Natural Brass



Chrome Plated



Sprinkler with Recessed Escutcheon



Brand: SENJU SPRINKLER
Model: SS2551



Feature and Benefits

- Part No: 002-5071, UL listed & FM.
- Factor: 5.6 GPM/PSI $\frac{1}{2}$ (80.6LPM/BAR $\frac{1}{2}$)
- Thread Size: $\frac{1}{2}$ "NPT
- SS2551 – Quick Response Type
- Temperature:
 - Part No: 002-5071/21/11/31 - 72°C (162°F)
 - Part No: 002-5072/22/12/32 - 96°C (205°F)
 - Part No: 002-5073/23/13/33 - 141°C (286°F)
- Standard Finish: Natural Brass, White Painted, Black Painted & Chrome Plated
- Compressed Fusible Solder Technology
- Recessed Escutcheon: 2 Piece Type, Size 2-61/64"(75.0mm)
- Two Depth of the Recessed Escutcheon:
 - D1 - provides a total adjustment of $\frac{1}{2}$ "(12.7mm)
 - D2 - provides a total adjustment of $\frac{3}{4}$ "(19.1mm)
- Installation Tool: Wrench Spanner Model: FR-S or Wrench Socket Model: FR-H

Upright Sprinkler Head – FR Series



Natural Brass



Chrome Plated

Brand: SENJU SPRINKLER
Model: SS2552



Feature and Benefits

- SS2552 Part No: 002-5571, UL listed & FM.
- Factor: 5.6 GPM/PSI $\frac{1}{2}$ (80.6LPM/BAR $\frac{1}{2}$)
- Thread Size: $\frac{1}{2}$ "NPT
- SS2552 - Quick Response, Standard Coverage Type
- Temperature:
 - Part No: 002-5571/21/11/31 - 72°C (162°F)
 - Part No: 002-5572/22/12/32 - 96°C (205°F)
 - Part No: 002-5573/23/13/33 - 141°C (286°F)
- Standard Finish: Natural Brass, White Painted, Black Painted & Chrome Plated
- Compressed Fusible Solder Technology
- Installation Tool: Wrench Spanner Model: FR-S or Wrench Socket Model: FR-H



HOSE REELS, STANDBY HOSES, MOBILE AND STATIONARY FOAM STATION



KILLFIRE branded Hose Reels, Standby Hoses complies with the necessary approvals required for both local and international market.

Fixed and portable continuous reels are designed for applications where the immediate flow and critical area. Requirements of application defer from each sector of market. Customised design to meet the requirement is available.

Mobile and Fixed Foam Tank units are suitable for highly flammable areas where the foam tank is in co-operated into the design for either mobile or fixed location application. Special requirements upon requests can be designed to meet the customers application requests.





25mm Swing Type Fire Hose Reel Drum



Brand: KILLFIRE
Model: KHS-1E-C



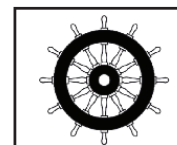
Feature and Benefits

- Complied with EN 671-1:2012.
- Approval: LPCB, SETSCO
- Each unit of Fire Hose Reel go through hydrostatic pressure test and regular random performance test to ensure reliability and compliance to the standards.
- KILLFIRE Swing Type Hose Reels consist of a double 180° Swivel joints, a reel capable of rotating and swinging in more than one plane, this enables the fire hose reel to be installed in steel cabinet and on recess wall, it allows withdrawal of hose in any direction.
- KILLFIRE hose reels drum supplied complete with semi rigid hose, hose clip, brass jet nozzle, jet and spray or plastic nozzle, manual inlet stop valve and hose guide (Fixed Type).

SZ-CSJ MED Approved Hose Reel



Brand: CSJ
Model: CSJR-07-B



Feature and Benefits

- LPCB, MED Approval.
- Swing type Fire Hose Reel complete with wall bracket and swivel.
- Tested to hydrostatic pressure of 20 bar.
- Strong, compact and practical, and will fit on most hose storage cabinet as per recommended size.

Hose Diameter & Length	Height (A in mm)	Width (B in mm)	Depth (C in mm)	Min. Cabinet Size (W x H X D) in mm
25mm x 30m	600	570 - 580	210	800 x 800 x 400

Automatic Swing Type Fire Hose Reel



Brand: KILLFIRE
Model: KSH-1E-A

Feature and Benefits

- Swing type Fire Hose Reel complete with ball valve, wall bracket and swivel.
- Tested to hydrostatic pressure of 20 bar.
- Strong, compact and practical, and will fit on most hose storage cabinet as per recommended size.

Hose Diameter & Length	Height (A in mm)	Width (B in mm)	Depth (C in mm)	Min. Cabinet Size (W x H X D) in mm
25mm x 30m	570	580	300	800 x 800 x 400

Fixed Continuous Hose Reel



Brand: KILLFIRE
Model: KHC-25F/KHC-38F

Feature and Benefits

- Heavy duty type
- Suitable to be used with non collapsible hose
- Designed for immediate activation without unwinding of hose
- Material: EG Steel or Stainless Steel
- Made in Singapore

Model	Size Diameter	Hose Capacity	Tested Pressure PSI
KHC-25F	Ø 25mm	30m, 45m, 60m	300
KHC-38F	Ø 38mm	30m, 45m, 60m	300

* Note: Flange and Ball Valve Control are optional

Manual Fire Hose Reel



Brand: COXREELS
Model: 1185-2024

Feature and Benefits

- For 1.5" x 30m hose
- Inlet: 1.5" Female NPT
Outlet: 1.5" Female NST
- Finishing: Red Powder Coating
(0.002 to 0.004 Mils Thick)
(Withstand 1000 hrs of Salt Spray)
- Material: EG Steel or Stainless Steel
- Made in USA

*Note: Roller Guide is Optional

Stainless Steel Continuous Hose Reel



Brand: KILLFIRE
Model: KHC-25F-SS

Feature and Benefits

- For 1.0" x 30m hose
- Inlet: 1.5" X 150 LBS Flange
Outlet: 1" Male BSP Standard
- Finishing: 2B /4B
- Thickness:
 - 1.5mm thick (for drum)
 - 2.0mm thick (for stand)
- Material: 304 Stainless Steel
- Manual Rim Rewind
- Swivel Joint permits reel to rotate smoothly for ease of connection to the fluid source. Brass is Standard.
- Self-aligning pillow block support the drum assembly



KILLFIRE HOSE REEL PARTS

Swing Type Hose Reel Drum Only



Brand: KILLFIRE
Model: KHS-1E-C
Features

- Designed and tested to BSEN671 for reliability, performance, ease of installation.
- No alternation for mounting required
- Tested to 20 Bar to check for leakage or distortion.

Hose for Hose Reel



Brand: KILLFIRE
Model: KHR-25E
(for 25mm only)

Specifications

- Length: 30m
- Nominal Inner Diameter: 25mm
- Wall thickness: 3mm
- Maximum Working Pressure: 15 Bar
- Bursting Pressure: 42 Bar

Stop Valve



Brand: KILLFIRE
Model: KHR-25V

Specifications

- Material: Brass
- Size: 1"

Wall Bracket



Brand: KILLFIRE
Model: KHR-BR

Specifications

- Material: EG Steel

Hose Clip



Brand: KILLFIRE
Model: KHR-25C
(for 25mm only)

- Material: Stainless Steel

Hose Reel Nozzle Holder



Brand: KILLFIRE
Model: KNR-H

- Material: EG Steel

Hose Reel Nozzle



Figure 1



Figure 2

Brand: KILLFIRE
Model: KNR Series

Feature and Benefits

- Material: Copper, Alloy Material with Chromium plated finished.

Figure 1:

Diameter:

- a. 20mm – KNR-20J
- b. 25mm – KNR-25J

Figure 2:

- c. 25mm – KNR-25JS

Hose Reel Nozzle Box



Brand: KILLFIRE
Model: KNR-B

Specifications

- Material: EG Steel.
- Size: 155 x 175 x 95mm

Hose Reel Nozzle Box (HDB)



Brand: KILLFIRE
Model: KNR-B-(HDB)

Specifications

- Material: EG Steel.
- Size: 139 x 150 x 58mm

Hose Reel Canvas Cover



Brand: KILLFIRE
Model: KCC-HDR

Specifications

- Material: Canvas.
- Size: 660 x 635 x 220mm



KILLFIRE MOBILE & STATIONERY FOAM STATION

Portable Continuous Hose Reel



Brand: KILLFIRE
Model: KHC-25P

Feature and Benefits

- Heavy duty type
- Suitable to be used with non collapsible hose up to 45m and fitted with Jet/Spray Nozzle
- Designed for immediate activation without unwinding of hose
- Easily wheeled to any location to supplement existing fire protection.
- Recommended to fix a flexible connection between swivel joints and inlet pipe to avoid damages.
- Material: Galvanized Steel or Stainless Steel SS316
- Size: 25 MM

Mobile Foam Unit



Brand: KILLFIRE
Model: MFU-140

Feature and Benefits

- Self contained mobile foam unit
- Designed for rapid deployment of foam extinguishing agent to fires and chemical spills
- Connection to water supply
- Capacity: 120Ltrs Foam Concentrate
- Complete with 2 x 15m length of hose with 2.5"couplings
- Optional shut off valve can be in co-operate to facilitate single user operation
- Foam Tank: Chemically resistant, UV stabilized GRP Resin
- Chassis: Galvanized Steel
- Tyres: Solid Rubber
- Inductor: Light Alloy/Brass
- Branch Pipe: Stainless Steel c/w Ball Valve

Self-Contained Foam Station



Brand: KILLFIRE
Model: KFHR Series

Feature and Benefits

- Self contained AFFF hose reel station
- Heavy duty type
- Suitable for offshore platforms and high risk areas involving flammable liquid fuels
- Designed for fixed and permanent base and requires only an incoming water supply to operate
- Unit complete with rim rewind hose reel fitted with 1.5"x 30m non collapsible hose , inline educator, portable nozzle, interconnecting piping and a stainless steel tank

Model	Capacity (Ltrs)	Operating Time (mins)	Weight (Kgs)
KFHR 30	113	3% - 10mins, 6% - 5mins	184
KFHR 60	227	3% - 20mins, 6% - 10mins	197
KFHR 75	283	3% - 30mins, 6% - 15mins	204



KILLFIRE STANDBY & INDUSTRIAL HOSE

Fire Brigade Red Fire Hose



Brand: KILLFIRE
Model: KMN-25



Feature and Benefits

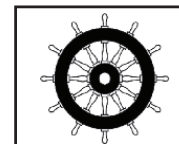
- KILLFIRE Fire Brigade Red Fire Hose is constructed with all synthetic woven textile reinforcement, and encased in a lightweight cover of red nitrile rubber which form a unified inside lining and outside lining. This construction fully meets the requirement of UK JCDD 1/1 specification and complying to BS6391/1983 for type 3 hose.
- Heat Resistant
- Weather Resistant
- Abrasion Resistant
- Maintenance Free
- Oil and Chemical Resistant
- Easy to Repair

Model	Size Diameter X Length	Bursting Pressure PSI	Working Pressure PSI	Coil Diameter (mm)	Weight (KG)
KMN-25	2.5"x 29.5M	725	365	470	16.5

Uncoated Single Jacket Fire Fighting Hose



Brand: OSW
Model: SYNTEX 500



Feature and Benefits

- MED Approved
- Inside: High quality, very light synthetic rubber on the basis of EPDM
- Outside: Jacket of 100% high tenacity synthetic polyester yarn (color: white plain), circular-woven twill weave, warp and weft threads multiple twisted.
- Very light and flexible hose quality
- Minimum maintenance
- Extremely resistant to aging, ozone and UV
- Excellent abrasion resistance
- Minimum friction loss because of very smooth inner lining.
- Suitable for sea water, hot water, many chemicals.

Fully Extruded Fire Hose



Brand: OSW
Model: SYNTEX UNIDUR

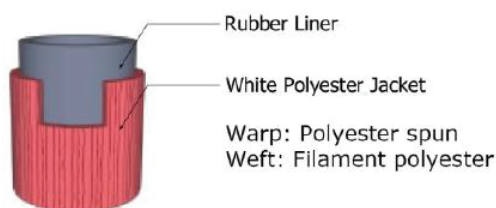


Feature and Benefits

- LR Approved
- BS 6391:2009 Type 3 Certified.
- DIN 14811:2008-01+A2:2014-08
- High abrasion resistance and durability by longitudinal ribs, by trouble with a damage of the cover an easily repair is possible.
- Very light and flexible hose quality.
- Minimum maintenance.
- Extremely resistant to aging and ozone and UV.
- Excellent abrasion resistance.
- Temperature range from -40°C up to +100°C.
- Minimum friction loss because of very smooth inner lining.
- Suitable for sea water, hot water and many chemicals.
- Colour may varies from photo.
- Approvals or Certificates mailed to you on demand.
- Coupling is optional.

Model	Size Diameter	Burst (Short Length)	Working Pressure	Weight Per 30M(kg)	Wall Thickness
UNIDUR-15-B	1.5"	725 psi	365 psi	9.36 kg	2.2 mm
UNIDUR-15-Y	1.5"	725 psi	365 psi	9.36 kg	2.2 mm
UNIDUR-25-B	2.5"	725 psi	365 psi	15 kg	2.2 mm
UNIDUR-25-Y	2.5"	725 psi	365 psi	15 kg	2.2 mm

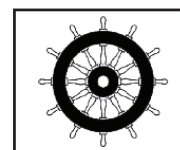
Marine White Polyester Fire Hose



Brand: SANJIANG
Model: SANJIANG MED Series

Feature and Benefits

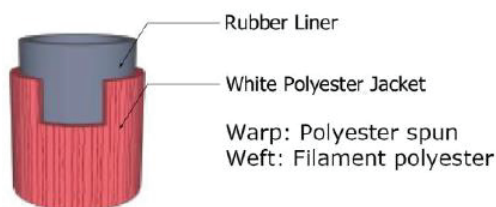
- MED Approved.
- EPDM / Natural rubber lined
- Single jacket woven by 100% high strength polyester.
- Light weight and flexible resistance
- Coupling: all international couplings on request.



0098

Model	Size Diameter X Length	Bursting Pressure BAR	Working Pressure BAR
KFH-1530-MED	1.5" x 30m	42	15
KFH-2030-MED	2.0" x 30m	42	15
KFH-1520-MED	1.5" X 20m	42	15
KFH-2020-MED	2.0" x 20m	42	15

White Polyester Fire Hose



Brand: KILLFIRE
Model: KFH-25-CCS-13

Feature and Benefits

- Working Pressure: 10 Bar
- Burst Pressure: 30 Bar
- Inside: high-quality, very light synthetic rubber on the basis of EPDM.
- Outside: jacket of 100% high tenacity synthetic polyester yarn, circular-woven twill weave, warp and weft threads multiple twisted.
- Very light and flexible hose quality.
- Excellent abrasion resistance.
- Minimum friction loss because of very smooth inner lining.
- Suitable for sea water and hot water.
- Coupling: all international couplings on request.



Model	Size Diameter X Length	Bursting Pressure BAR	Working Pressure BAR
KFH-1530-CCS	1.5" x 30m	30	10
KFH-2030-CCS	2.0" x 30m	30	10
KFH-2530-CCS	2.5" x 30m	30	10
KFH-1520-CCS	1.5" X 20m	30	10
KFH-2020-CCS	2.0" x 20m	30	10
KFH-2520-CCS	2.5" x 20m	30	10



KILLFIRE - Valves designed to meet the international standard with design complying to BS 5041-1: 1987 and outlet designed to BS 336: 2010. Further to that, valves for the Singapore market went through the testing from TUV SUD PSB endorsing the approval and quality of the products.

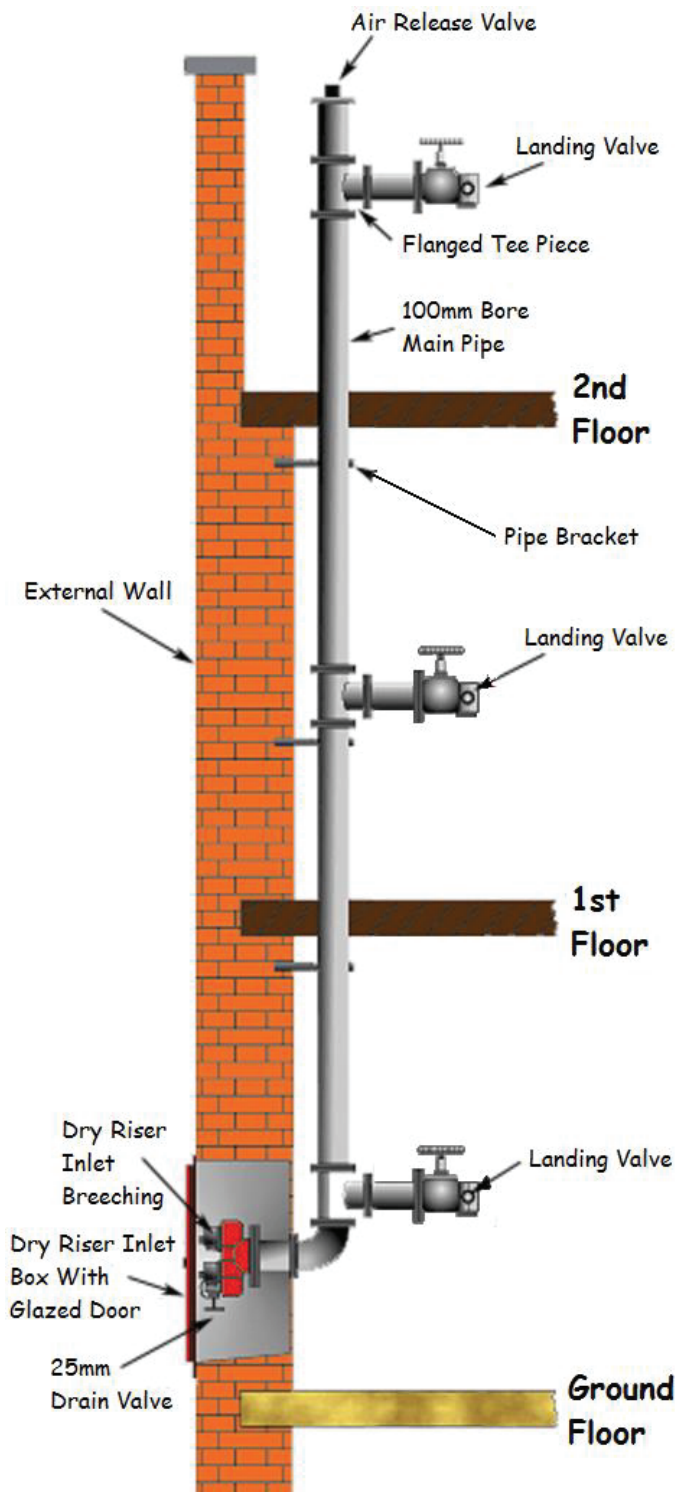


KILLFIRE – Valves designed to meet the special requirements are also designed and manufactured to international standard with design complying to BS 5041-1: 1987 and outlet designed to BS 336: 2010.



KILLFIRE DRY RISER SYSTEMS

Dry Riser Systems



Typical Dry Riser Installation

Dry Risers are a key piece of fire fighting and protection equipment for tall buildings. They're designed to deliver considerable quantities of water, quickly, high up in to the building.

All the equipment needs regularly maintained and serviced, an annual pressure test plus a 6 monthly visual check to ensure the equipment is according to SS 575 code of practice.

KILLFIRE Dry Riser Systems provide fire protection for high rise buildings, where main pressure is not sufficient in normal fire fighting application. Systems are installed in staircase or other suitable location, with each riser valve on each floor and inlet breeching of either 2-way or 4-way at ground level to enable fire brigade to connect into the systems. Such breeching inlet are generally housed in cabinets for protection.

Equipment are manufactured and tested in accordance to BS 5041.

- Breeching Inlet
- Breeching Cabinet
- Riser Valve
- Air Valve



KILLFIRE BREECHING INLETS

2 Way Breeching Inlets



Brand: KILLFIRE

Model: KDR-2W

Feature and Benefits

- Complied with BS 5041: Part 3: 1975
- Approval: SETSCO
- Designed with 4 x 2.5" non-return male instantaneous inlet.
- Outlet flange of Ø150mm.
- Flange standard: PN16 or 150LBS



2 Way Breeching Inlet Cabinet (Recessed)



Brand: KILLFIRE

Model: KDR-2B

Feature and Benefits

- Material: Mild Steel
- Colour: Red Epoxy
- Thickness: 1.2mm
- Front Wired Glass
- Spring Lock with key
- Surface Mount Type available



4 Way Breeching Inlets



Brand: KILLFIRE

Model: KDR-4W

Feature and Benefits

- Complied with BS 5041: Part 3: 1975
- Approval: SETSCO
- Designed with 2 x 2.5" non-return male instantaneous inlet
- Inlet complies to BS 336: 2010
- Outlet flange of Ø100mm.
- Flange standard: PN16 or 150LBS

4 Way Breeching Inlet Cabinet (Recessed)



Brand: KILLFIRE

Model: KDR-4B

Feature and Benefits

- Material: Mild Steel
- Colour: Red Epoxy
- Thickness: 1.2mm
- Front Wired Glass
- Spring Lock with key
- Surface Mount Type available

2.5" Oblique Valve



Brand: KILLFIRE
Model: KDR-097S (Landing Valve)
Feature and Benefits


- Complied with BS 5041-1: 1987
- Approval: SETSCO
- Inlet: 2.5" BSP Male tapered screw
- Outlet complies to BS 336: 2010
- Material: BC6 or LG2 Bronze



Brand: KILLFIRE
Model: KV249-CI65-F75
Feature and Benefits

- Complied with BS 5041-1: 1987
- Inlet: 2.5" or 3" ANSI Flange
- Flange Thickness: 22mm / 16mm
- Material: BC6 or LG2 Bronze

2.5" Pressure Reducing Valves



Brand: KILLFIRE
Model: KRV-098S/KRV-098F

Feature and Benefits

- Complied with BS 5041-1:1987
- Approval: PSB.
- High quality casting finishes.
- Primary shut-off by rubber to metal and a secondary metal to metal seating.
- Corrosion resistant and quality materials used for durability, long-life and efficiency.
- Maintenance free.
- Specially designed for use in high rise building and it's as a butterfly valve incorporated that can be set on site for any required outlet pressure.
- Valve are constructed of Dia 65mm waterway throughout and it's inlet of screwed Dia 65mm BSP male thread or 2.5" or 3" flange
- Outlet complies to BS 336:2010
- Material: BC6 or Bronze



25mm Air Release Valve



Brand: KILLFIRE
Model: KDR-V

Feature and Benefits

- Material: Brass
- Inlet: 1.0"BSPT Male Screw
- Tested by SETSCO

KILLFIRE Automatic ball float type air release valve is manufactured from solid brass rods. The standard inlet connection is male BSPT screw.

Pressure Reducing Valve



Brand: ITAP
Model: 143

Feature and Benefits

- Material: Brass with chrome plated
- Temperature range: 0°C to 80°C
- Operating pressure: 6 Bar
- Pressure test: 16 Bar
- Burst test pressure: 24 Bar

Model	Size
ITAP-143-25	1.0"
ITAP-143-40	1.5"
ITAP-143-50	2.0"

Ball Valve or Outlet Valve



Brand: KILLFIRE
Model: KV254-BV

Feature and Benefits

- Flange size: 2.5" x 150 lbs
- Adaptor and cap are optional



KILLFIRE FIRE HYDRANT VALVES

RIGHT ANGLE FLANGE END
HYDRANT VALVES



MODEL: KV248

GLOBE FLANGE END
HYDRANT VALVES



MODEL: KV254

BIB NOSE HYDRANT
VALVES



MODEL: KV253

OBLIQUE HYDRANT
VALVES



MODEL: KV249

RIGHT ANGLE SCREW END
HYDRANT VALVES



MODEL: KV247

LANDING SCREW END (FIRE
VALVES) WITH 30° OUTLET



MODEL: KV250 (SCREW END)

LANDING VALVES (FIRE
VALVES) WITH 30° OUTLET



MODEL: KV250 (FLANGE)

DOUBLE OUTLET HYDRANT VALVES



MODEL: KV 251D

STRAIGHT TYPE	MODEL NO.	NOM. SIZE	OUTLETS – CONNECTION
	KV248-CA38	1.5" (38A)	1.5" NST MALE (9.0TPI)
	KV248-CA65	2.5" (65A)	2.5" NST MALE (7.5TPI)
	KV248-CI38	1.5" (38A)	1.5" FEMALE INST. COUPLER
	KV248-CI52	2.0" (50A)	2.0" FEMALE INST. COUPLER
	KV 248-CI65	2.5" (65A)	2.5" FEMALE INST. COUPLER
	KV248-CS38	1.5" (38A)	1.5" STORZ-38 COUPLER
	KV248-CS52	2.0" (50A)	2.0" STORZ-52C COUPLER
	KV248-CS65	2.5" (65A)	2.5" STORZ-65 COUPLER
	KV248-CS75	3.0" (75A)	3.0" STORZ-75 COUPLER
	KV248-CNR52	2.0" (50A)	2.0" NOR-2 COUPLER
	KV248-CNR65	2.5" (65A)	2.5" NOR-1 COUPLER
	KV248-CM38	1.5" (38A)	1.5" MACHINO-MALE COUPLER
	KV248-CM52	2.0" (50A)	2.0" MACHINO-MALE COUPLER
	KV248-CM65	2.5" (65A)	2.5" MACHINO-MALE COUPLER
	KV248-CN38	1.5" (38A)	1.5" NAKAJIMA-COUPLER
	KV248-CN52	2.0" (50A)	2.0" NAKAJIMA-COUPLER
	KV248-CN65	2.5" (65A)	2.5" NAKAJIMA-COUPLER

STRAIGHT TYPE	MODEL NO.	NOM. SIZE	OUTLETS - CONNECTION
	KV254-CA38	1.5" (38A)	1.5" NST MALE (9.0 TPI)
	KV254-CA65	2.5" (65A)	2.5" NST MALE (7.5TPI)
	KV254-CI38	1.5" (38A)	1.5" FEMALE INST. COUPLER
	KV254-CI52	2.0" (50A)	2.0" FEMALE INST. COUPLER
	KV254-CI65	2.5" (65A)	2.5" FEMALE INST. COUPLER
	KV254-CS38	1.5" (38A)	1.5" STORZ-38 COUPLER
	KV254-CS52	2.0" (50A)	2.0" STORZ-52 COUPLER
	KV254-CS65	2.5" (65A)	2.5" STORZ-65 COUPLER
	KV254-CS75	3.0" (75A)	3.0" STORZ-75 COUPLER
	KV254-CNR52	2.0" (50A)	2.0" NOR-2 COUPLER
	KV254-CNR65	2.5" (65A)	2.5" NOR-1 COUPLER
	KV254-CM38	1.5" (38A)	1.5" MACHINO-MALE COUPLER
	KV254-CM52	2.0" (50A)	2.0" MACHINO-MALE COUPLER
	KV254-CM65	2.5" (65A)	2.5" MACHINO-MALE COUPLER
	KV254-CN38	1.5" (38A)	1.5" NAKAJIMA-COUPLER
	KV254-CN52	2.0" (50A)	2.0" NAKAJIMA-COUPLER
	KV254-CN65	2.5" (65A)	2.5" NAKAJIMA-COUPLER






1.5" / 2.0"	2.5"	MODEL NO.	NOM. SIZE	OUTLETS - CONNECTION
 		KV248-BB-CA38	1.5" (38A)	1.5" NST MALE (9.0TPI)
		KV248-BB-CA65	2.5" (65A)	2.5" NST MALE (7.5TPI)
 		KV248-BB-CI38	1.5" (38A)	1.5" FEMALE INST. COUPLER
		KV248-BB-CI52	2.0" (50A)	2.0" FEMALE INST. COUPLER
		KV247-BB-CI65	2.5" (65A)	2.5" FEMALE INST. COUPLER
 		KV248-BB-CS38	1.5" (38A)	1.5" STORZ-38 COUPLER
		KV248-BB-CS52	2.0" (50A)	2.0" STORZ-52C COUPLER
		KV248-BB-CS65	2.5" (65A)	2.5" STORZ-65 COUPLER
		KV248-BB-CS75	3.0" (75A)	3.0" STORZ-75 COUPLER
 		KV248-BB-CNR52	2.0" (50A)	2.0" NOR-2 COUPLER
		KV248-BB-CNR65	2.5" (65A)	2.5" NOR-1 COUPLER
 		KV248-BB-CN38	1.5" (38A)	1.5" MACHINO-MALE COUPLER
		KV248-BB-CN52	2.0" (50A)	2.0" MACHINO-MALE COUPLER
		KV248-BB-CN65	2.5" (65A)	2.5" MACHINO-MALE COUPLER
 		KV247-BB-C	1.5" (38A)	1.5" NAKAJIMA-COUPLER
		KV247-BB-C	2.0" (50A)	2.0" NAKAJIMA-COUPLER
		KV247-BB-C	2.5" (65A)	2.5" NAKAJIMA-COUPLER

1.5" / 2.0"	2.5"	MODEL NO.	NOM. SIZE	OUTLETS - CONNECTION
		KV254-BB-CA38 KV254-BB-CA65	1.5" (38A) 2.5" (65A)	1.5" NST MALE (9.0TPI) 2.5" NST MALE (7.5TPI)
		KV254-BB-CI38 KV254-BB-CI52 KV254-BB-CI65	1.5" (38A) 2.0" (50A) 2.5" (65A)	1.5" FEMALE INST. COUPLER 2.0" FEMALE INST. COUPLER 2.5" FEMALE INST. COUPLER
		KV254-BB-CS38 KV254-BB-CS52 KV254-BB-CS65 KV254-BB-CS75	1.5" (38A) 2.0" (50A) 2.5" (65A) 3.0" (75A)	1.5" STORZ-38 COUPLER 2.0" STORZ-52C COUPLER 2.5" STORZ-65 COUPLER 3.0" STORZ-75 COUPLER
		KV254-BB-CNR52 KV254-BB-CNR65	2.0" (50A) 2.5" (65A)	2.0" NOR-2 COUPLER 2.5" NOR-1 COUPLER
		KV254-BB-CM38 KV254-BB-CM52 KV254-BB-CM65	1.5" (38A) 2.0" (50A) 2.5" (65A)	1.5" MACHINO-MALE ADAPTER 2.0" MACHINO-MALE ADAPTER 2.5" MACHINO-MALE ADAPTER
		KV254-BB-CN38 KV254-BB-CN52 KV254-BB-CN65	1.5" (38A) 2.0" (50A) 2.5" (65A)	1.5" NAKAJIMA-COUPLER 2.0" NAKAJIMA-COUPLER 2.5" NAKAJIMA-COUPLER

STRAIGHT TYPE	MODEL NO.	NOM. SIZE	OUTLETS - CONNECTION
	KV253-FBSP	2.5" (65A)	2.5" BSP FEMALE THREAD
	KV253-CA65	2.5" (65A)	2.5" NST MALE (7.5TPI)
	KV253-CI65	2.5" (65A)	2.5" FEMALE INSTANTANEOUS COUPLER
	KV253-CM65	2.5" (65A)	2.5" MACHINO-MALE COUPLER
	KV253-CN65	2.5" (65A)	2.5" NAKAJIMA-COUPLER
	KV253-CNR65	2.5" (65A)	2.5" NOR-1 COUPLER
	KV253-CS65 KV253-CS75	2.5" (65A) 3.0" (75A)	2.5" STORZ-65 COUPLER 3.0" STORZ-75 COUPLER

STRAIGHT TYPE	MODEL NO.	NOM. SIZE	OUTLETS - CONNECTION
	KV249-FBSP	2.5" (65A)	2.5" BSP FEMALE THREAD
	KV249-CA65	2.5" (65A)	2.5" NST MALE (7.5TPI)
	KV249-CI65	2.5" (65A)	2.5" FEMALE INSTANTANEOUS COUPLER
	KV249-CM65	2.5" (65A)	2.5" MACHINO-MALE COUPLER
	KV249-CN65	2.5" (65A)	2.5" NAKAJIMA-COUPLER
	KV249-CNR65	2.5" (65A)	2.5" NORZ-1 COUPLER
	KV249-CS65	2.5" (65A)	2.5" STORZ-65 COUPLER
	KV249-CS75	3.0" (70A)	3.0" STORZ-75 COUPLER

STRAIGHT TYPE	MODEL NO.	NOM. SIZE	OUTLETS - CONNECTION
	KV247-BSP	1.5" (38A)	1.5" BSP FEMALE THREAD
	KV247-BSP	2.5" (65A)	2.5" BSP FEMALE THREAD
	KV247-CI38	1.5" (38A)	1.5" FEMALE INST. COUPLER
	KV247-CI52	2.0" (50A)	2.0" FEMALE INST. COUPLER
	KV247-CI65	2.5" (65A)	2.5" FEMALE INST. COUPLER
	KV247-CS38	1.5" (38A)	1.5" STORZ-38 COUPLER
	KV247-CS52	2.0" (50A)	2.0" STORZ-52C COUPLER
	KV247-CS65	2.5" (65A)	2.5" STORZ-65 COUPLER
	KV247-CS75	3.0" (75A)	3.0" STORZ-75 COUPLER
	KV247-CA38	1.5" (38A)	1.5" NST MALE (9.0TPI)
	KV247-CA65	2.5" (65A)	2.5" NST MALE (7.5TPI)
	KV247-CM38	1.5" (38A)	1.5" MACHINO-MALE COUPLER
	KV247-CM52	2.0" (50A)	2.0" MACHINO-MALE COUPLER
	KV247-CM65	2.5" (65A)	2.5" MACHINO-MALE COUPLER
	KV247-CN38	1.5" (38A)	1.5" NAKAJIMA-COUPLER
	KV247-CN52	2.0" (50A)	2.0" NAKAJIMA-COUPLER
	KV247-CN65	2.5" (65A)	2.5" NAKAJIMA-COUPLER

STRAIGHT TYPE	MODEL NO.	NOM. SIZE	OUTLETS - CONNECTION
	KV250-BSP	1.5" (38A)	1.5" BSP FEMALE THREAD
	KV250-BSP	2.5" (65A)	2.5" BSP FEMALE THREAD
	KV250-CI38	1.5" (38A)	1.5" FEMALE INST. COUPLER
	KV250-CI52	2.0" (50A)	2.0" FEMALE INST. COUPLER
	KV250-CI65	2.5" (65A)	2.5" FEMALE INST. COUPLER
	KV250-CS38	1.5" (38A)	1.5" STORZ-38 COUPLER
	KV250-CS52	2.0" (50A)	2.0" STORZ-52C COUPLER
	KV250-CS65	2.5" (65A)	2.5" STORZ-65 COUPLER
	KV250-CS75	3.0" (75A)	3.0" STORZ-75 COUPLER
	KV250-CM38	1.5" (38A)	1.5" MACHINO-MALE COUPLER
	KV250-CM52	2.0" (50A)	2.0" MACHINO-MALE COUPLER
	KV250-CM65	2.5" (65A)	2.5" MACHINO-MALE COUPLER
	KV250-CN38	1.5" (38A)	1.5" NAKAJIMA-COUPLER
	KV250-CN52	2.0" (50A)	2.0" NAKAJIMA-COUPLER
	KV250-CN65	2.5" (65A)	2.5" NAKAJIMA-COUPLER



4" Double Outlet Valve c/w 2.5" Instantaneous Connection

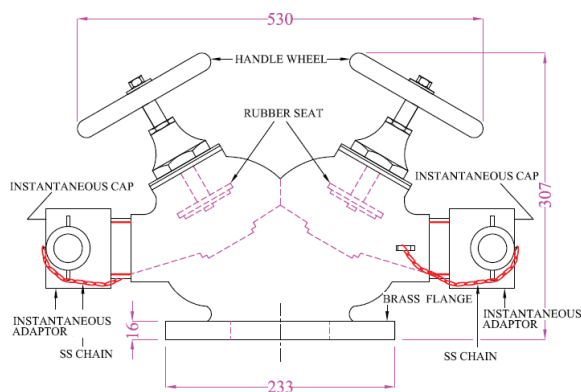


Brand: KILLFIRE

Model: KV251D-CI65

Feature and Benefits

- Double outlet hydrant are constructed with heavy duty gunmetal material.
- All valves are tested to 300psi.
- Flanges to specify when ordering.
- Able to connect to other coupling connection



4" Double Outlet Oblique Valve c/w 2.5" Instantaneous Connection

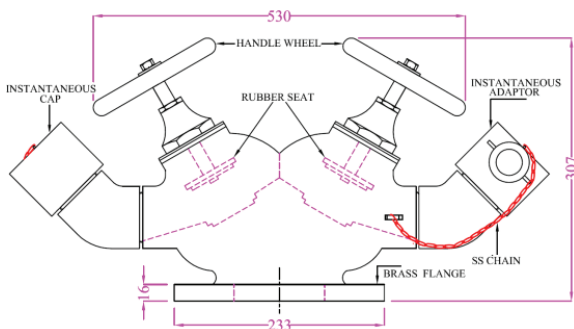


Brand: KILLFIRE

Model: KV249D-CI65

Feature and Benefits

- Double outlet hydrant are constructed with heavy duty gunmetal material.
- All valves are tested to 300 psi.
- Flanges to specify when ordering.
- Able to connect to other coupling connection.



2-Way Dividing Breeching c/w Storz Connection



Brand: KILLFIRE

Model: KB243 Storz Series

Feature and Benefits

- Material: Casted Brass
- With Globe, Gate or Ball Valves Control
- T Handle To Carry

Model	Inlet	Outlet
KB243-65x38x38-CS	2.5"	1.5" x 1.5"
KB243-65x52x52-CS	2.5"	2.0" x 2.0"
KB243-65x65x65-CS	2.5"	2.5" x 2.5"

2-Way Dividing Breeching c/w Instantaneous Connection



Brand: KILLFIRE

Model: KB243 Instantaneous Series

Feature and Benefits

- Material: Casted Brass
- With Globe, Gate or Ball Valves.
- T Handle To Carry

Model	Inlet	Outlet
KB243-65x38x38-CI	2.5" Male	1.5" x 1.5"
KB243-65x52x52-CI	2.5" Male	2.0" x 2.0"
KB243-65x65x65-CI	2.5" Male	2.5" x 2.5"

2-Way Dividing Breeching c/w Nakajima Connection



Brand: KILLFIRE


Model: KB243 Nakajima Series

Feature and Benefits

- Material: Casted Brass
- With Globe, Gate or Ball Valves.
- T Handle To Carry

Model	Inlet	Outlet
KB243-65x38x38-CN	2.5"	1.5" x 1.5"
KB243-65x52x52-CN	2.5"	2.0" x 2.0"
KB243-65x65x65-CN	2.5"	2.5" x 2.5"

2-Way Dividing Breeching c/w Machino Connection



Brand: KILLFIRE

Model: KB243 Machino Series

Feature and Benefits

- Material: Casted Brass
- With Globe, Gate or Ball Valves.
- T Handle To carry

Model	Inlet	Outlet
KB243-65x38x38-CM	2.5" Female	1.5" x 1.5"
KB243-65x52x52-CM	2.5" Female	2.0" x 2.0"
KB243-65x65x65-CM	2.5" Female	2.5" x 2.5"

2-Way Dividing Breeching c/w NST/NHT Connection



Brand: KILLFIRE

Model: KB243 NST Series

Feature and Benefits

- Material: Casted Brass
- With Globe, Gate or Ball Valves.
- T Handle To Carry

Model	Inlet	Outlet
KB243-65x38x38-CA	2.5" Female	1.5" x 1.5"
KB243-65x65x65-CA	2.5" Female	2.5" x 2.5"

Gated "Y" Leader Line Siamese



Brand: KILLFIRE

Model: KB243-65x38x38-CA (USA)

Feature and Benefits

- Material: Casted Brass
- This valve is with built in Ball Valves so that either lead can be used independently of the other.
- Rocker lug female swivel inlet 2.5" NST, male outlets 1.2".
- Finish: Painted red with polished-chrome trim.

Model	Inlet	Outlet
KB243-65X38X38-CA-USA	2.5" Female	1.5" x 1.5"

2-Way Dividing Breeching c/w Instantaneous Connection



Brand: KILLFIRE

Model: KB240

Feature and Benefits

- Material: Gunmetal or alloy 2 1/2"
- Instantaneous Dividing Breeching
- Without Valve control
- T Handle To Carry

Model	Inlet	Outlet
KB240-65x65x65-CI	2.5" Male	2.5" x 2.5"
KB240-65x52x52-CI	2.5" Male	2.0" x 2.0"
KB240-65x38x38-CI	2.5" Male	1.5" X 1.5"

2-Way Collecting Breeching c/w Instantaneous Connection



Brand: KILLFIRE

Model: KB241

Feature and Benefits

- Material: Gunmetal or alloy 2 1/2"
- Instantaneous Collecting Breeching.
- Without Valve Control
- T Handle To Carry

Model	Inlet	Outlet
KB240-65x65x65-CI	2.5" Female	2.5" x 2.5"
KB240-65x52x52-CI	2.5" Female	2.0" x 2.0"
KB240-65x38x38-CI	2.5" Female	1.5" X 1.5"

2-Way Dividing Breeching c/w Instantaneous Connection & Ball Valves



Brand: KILLFIRE

Model: KB243-BV

Feature and Benefits

- Material: Gunmetal or alloy 2 1/2"
- Instantaneous Collecting breeching
- Ball Valves Control.
- T Handle To Carry

Model	Inlet	Outlet
KB243-BV-65x38x38-CI	2.5" Male	1.5" x 1.5"
KB243-BV-65x52x52-CI	2.5" Male	2.0" x 2.0"
KB243-BV-65x65x65-CI	2.5" Male	2.5" x 2.5"



2 Way Pillar Hydrant c/w Cap & Chain



Brand: KILLFIRE

Model: KPH-2W

Feature and Benefits

- Manufactured according to BS EN14384:2005
- Outlet Adaptor: Brass
- Tested Pressure: 300 psi
- Flange Size: 4" x PN16 or 4" x 150lbs Flange
- KILLFIRE 2 Way Pillar Hydrant are manufactured to BS 750 and is complete with a Ø100mm flange drilled inlet and two Ø65mm V thread outlets, cap and chain.

2 Way Pillar Hydrant c/w 2.5" Instantaneous Landing Valve



Brand: KILLFIRE

Model: KPH-2WC

Feature and Benefits

- Manufactured according to BS EN14384:2005
- Flange Size: 4" x PN16 or 4" x 150lbs
- Tested Pressure: 300 psi
- Working Pressure: 175 psi
- Flow Rate: Min 38 L/S (2280 LPM)
- 2 x 2.5" Landing Valve – KDR-097

2 Way Pillar Hydrant c/w Front Outlet



Brand: KILLFIRE

Model: KPH-2WC-OUTWARD

Feature and Benefits

- Manufactured according to BS EN14384:2005
- Flange Size: 4" x PN16 or 4" x 150lbs
- Tested Pressure: 300 psi
- Working Pressure: 175 psi
- 2 x 2.5" Landing Valve – KDR-097S
- Landing Valve facing Outward



KILLFIRE PILLAR HYDRANT

2 Way Pillar Hydrant c/w Oblique Valve & Machino Connection



Brand: KILLFIRE
Model: KPH-2WC-CM65

Feature and Benefits

- Manufactured according to BS EN14384:2005
- Outlet: 2.5" Oblique Valve c/w Machino Outlet
- Tested Pressure: 300psi
- Flange Size: 4" x PN16 or 4" x 150lbs
- Working Pressure: 175psi
- Other Coupling Connection Available Upon Request

2 Way Pillar Hydrant c/w UL Listed Valve & Machino Connection



Brand: KILLFIRE
Model: KPH-2WC-UL-CM65

Feature and Benefits

- Manufactured according to BS EN14384:2005
- Outlet: 2.5" Right Angle Valve c/w Machino Outlet
- Tested Pressure: 300psi
- Flange Size: 4" x PN16 or 4" x 150lbs
- Working Pressure: 175psi
- Other Coupling Connection Available Upon Request

3 Way Pillar Hydrant c/w Cap & Chain




Brand: KILLFIRE
Model: KPH-3W

Feature and Benefits

- Body: Ductile Iron to 750
- Manufactured according to BS EN14384:2005
- Inlet: 6" x PN16
- Design Pressure: 16 bar
- Test Pressure: 20 bar

Double Way Stand Pipe c/w Valve Control



Brand: AWG
Model: KPS 100

Feature and Benefits:

- Material: Light Alloy or Brass
- Inlet: 65mm female V or round Thread
- Outlet: Double 65mm Female Instantaneous, Cap, Chains and Valve control
- Standard Length 3FT

Single Way Stand Pipe



Brand: AWG
Model: KPS 110

Feature and Benefits

- Material: Light Alloy or Brass
- Inlet: 65mm female V or round Thread
- Outlet: single 65mm female instantaneous swivel outlet, cap and chains

Double Way Stand Pipe



Brand: AWG
Model: KPS 120

Feature and Benefits

- Material: Light Alloy or Brass.
- Inlet: 65mm female V or round thread.
- Outlet: Double 65mm female instantaneous swivel outlet, cap and chains.



KILLFIRE PILLAR HYDRANT ACCESSORIES

Hydrant Iron Cover



Brand: KILLFIRE
Model: KPA 010

Feature and Benefits

- Material: Ductile Iron

Pit Cover Key (Manhole Key)



Brand: KILLFIRE
Model: KPA-PCK

Feature and Benefits

- Material: Cast Iron
- Stainless Steel Material Upon Request.

Spindle Head for Sluice Valve



Brand: KILLFIRE
Model: KPA-SP-SH

Feature and Benefits

- Material: Ductile Iron

Sluice Valve c/w Spindle Head



Brand: KILLFIRE
Model: KPA 060

Feature and Benefits

- Material: Ductile Iron
- Size: 4" or 6"
- Design standard: BS5163
- Face-to-face: BS 4504
- Working Pressure: 16 bar
- Flange Drilling: PN16

Underground Hydrant



Brand: KILLFIRE
Model: KGH 220

Feature and Benefits

- Material: Cast Iron Constructed To BS750.
- Inlet: To Specify When Order
- Outlet: BSRT OR LVT
- Flange To Specify When Order

Hydrant Key & Bar



Brand: KILLFIRE
Model: KPA 040

Feature and Benefits

- Length: 3ft
- Material: Aluminum Alloy
- Other Length Available

Duck-Foot Bend



Brand: KILLFIRE
Model: KPA 030

Feature and Benefits

- Material: Ductile Iron
- Size- 4" OR 6"
- Standard – PN 16

Hydrant Adaptor



Brand: KILLFIRE
Model: CIF-6525-FLVT

Feature and Benefits

- Material: Brass.
- To Convert Pillar Hydrant V Thread Outlet To 65mm Female Instantaneous Connection.

Short Pipe



Brand: KILLFIRE
Model: KF-CM-SP

Feature and Benefits

- Material: Ductile Iron
- Size -4" OR 6"
- Other Length Upon Request



2 Way Delivery Manifold with PRV Valve



Brand: KILLFIRE
Model: KB-2W-1

Feature and Benefits

- Fabricated Steel and Gunmetal Fittings
- Inlet – 4" or 6" Nominal Bore Flange
- Outlets – 2 x PRV Valve
- Bumper – 4" or 6" Inlet for Valve
- Material – Carbon Steel
- External – Hot Dipped Galvanize
- Finish – Marine Paint to RAL 3002/3020

2 Way Delivery Manifold with 2.5" Flange Angle Valve with Instantaneous Adaptor



Brand: KILLFIRE
Model: KB-2B-2

Feature and Benefits

- Fabricated Steel and Gunmetal Fittings
- Inlet – 4" or 6" Nominal Bore Flange
- Outlets – 2 x 2.5" Flange Angle Valve
- Material – Carbon Steel
- External – Hot Dipped Galvanize
- Finish – Marine Paint to RAL 3002/3020

4 Way Delivery Manifold



Brand: KILLFIRE
Model: KB-4W-1

Feature and Benefits

- Fabricated Steel and Gunmetal Fittings
- Inlet – 4" or 6" Nominal Bore Flange
- Outlets – 4 x 2.5" Valve
- Material – Carbon Steel
- External – Hot Dipped Galvanize
- Finish – Marine Paint to RAL 3002/3020

3 Way Delivery Manifold



Brand: KILLFIRE

Model: KB-3W-1

Feature and Benefits

- Fabricated Steel and Gunmetal Fittings
- Inlet – 4" or 6" PN16 Flange
- Outlets – 2 x 2.5" Bib Nose + 1 x Ball Valve c/w Air Vent Release Valve
- Material – Carbon Steel
- External – Hot Dipped Galvanize
- Finish – Marine Paint to RAL 3002/3020

4 Way Delivery Manifold



Brand: KILLFIRE

Model: KB-244

Feature and Benefits

- Fabricated Steel and Gunmetal Fittings
- Inlet – 4" or 6" Nominal Bore Flange
- Outlets – 4 x 2.5" Angle Flange End Valve
- Material – Carbon Steel
- External – Hot Dipped Galvanize
- Finish – Marine Paint to RAL 3002/3020



KILLFIRE FIRE HOSE CRADLE

Fibreglass Fire Hose Cradle




Brand: KILLFIRE
Model: KFB-030-1

Feature and Benefits

- Material: Fibreglass
- Thickness: 2mm

Model	KFB-030-1
Height (mm)	350
Length (mm)	515
Width (mm)	145
Thickness (mm)	2

Mild Steel Fire Hose Cradle




Brand: KILLFIRE
Model: KMS-030-1
or KMS-030-2

Feature and Benefits

- Material: Mild Steel
- Thickness: 3mm

Model	KMS-030-1	KMS-030-2
Height (mm)	280	280
Length (mm)	560	560
Width (mm)	150	305
Thickness (mm)	3	3

Steel "J" Hook Cradle



Brand: KILLFIRE
Model: KBR-J-HO

Feature and Benefits

- Material: EG Steel
- For one hose

Model	KBR-J-HO
Height (mm)	440
Length (mm)	355
Width (mm)	135
Thickness (mm)	5

Swing Hose Cradle



Brand: KILLFIRE
Model: KMS-031-1/
KMS-031-2

Feature and Benefits

- Material: Carbon Steel
- For one hose or two hoses

Model	KMS-031-1	KMS-031-2
Height (mm)	240	240
Length (mm)	650	605
Width (mm)	187	374



KILLFIRE FLANGES WITH ADAPTORS

Flange with Adaptor

Brand: KILLFIRE
Model: KA 232

Feature and Benefits

- International Shore Connection
- Other Connection Available



Flange with Adaptor

Brand: KILLFIRE
Model: KA 224

Feature and Benefits

- Flange x Female Instantaneous
- Flange Size And Standard To Advise



Flange with Adaptor

Brand: KILLFIRE
Model: KA 226

Feature and Benefits

- Flange x Male Instantaneous
- Flange Size And Standard To Advise



Marpol Flange

Brand: KILLFIRE
Model: KA 234-BL

Feature and Benefits

- Marpol Blank Flange
- Material: Cast Steel



Marpol Flange

Brand: KILLFIRE
Model: KA 234-4

Feature and Benefits

- Marpol Flange c/w Centre Hole
- Material: Cast Steel



Marpol Flange

Brand: KILLFIRE
Model: KA 234-6

Feature and Benefits

- Marpol Flange c/w Centre Hole
- Material: Cast Steel



Flange with Adaptor

Brand: KILLFIRE
Model: KA 229

Feature and Benefits

- Flange x Male Screw
- Flange Size And Standard To Advise



Flange with Adaptor

Brand: KILLFIRE
Model: KA 230

Feature and Benefits

- Flange x Hose Tail To advise



Flange with Thread

Brand: KILLFIRE
Model: KA 230

Feature and Benefits

- Flange c/w Thread
- Fit onto valve & adaptor
- For 5" connector
- Machinable Thread





KILLFIRE FIRE HOSE RACK

1.5" Fire Hose Pin Rack



Brand: KILLFIRE

Model: KRP-15

Feature and Benefit

- Inlet Valve- 1.5" Angle Screw End Type
- Hose – 1.5" x 30m c/w NHT Coupling
- Nozzle- 1.5" Brass Jet & Spray Nozzle c/w NHT Connection

Fire Hose Hump Rack



Brand: KILLFIRE

Model: KRH Series

Feature and Benefits

- Material: Mild Steel
- Colour: Red Epoxy (RAL 3002)
- Thickness: 3.0mm for body
9.0mm for mounting bracket.
- Please request for detail drawing for dimensions.

Model	Size	Dimension (MM)									
		A	B	C	D	E	F	G	H	J	K
KRH-15	1.5"	650	145	95	425	630	740	50	210	50	520
KRH-25	2.5"	650	180	132	425	630	740	50	210	50	520

2.5" Fire Hose Pin Rack



Brand: KILLFIRE

Model: KRP-25

Feature and Benefits

- Pin hump rack is suitable for 2.5" fire hose.
- Inlet Valve – 2.5" Angle Screw End type
- Hose – 2.5" x 30m c/w NHT Coupling
- Nozzle – 2.5" Brass Jet & Spray Nozzle c/e NHT Connection



KILLFIRE COUPLING - GUNMETAL



INSTANTANEOUS	
SIZES	MODEL
1.5"	CI-3838
2.0"	CI-5252
2.5"	CI-6565



INSTANTANEOUS	
SIZES	MODEL
2.5" x 1.5"	CI-6538
2.5" x 1.75"	CI-6545
2.5" x 2.0"	CI-6552



STORZ	
SIZES	MODEL
1.5"	CS-3838
2.0"	CS-5252
2.5"	CS-6565
3.0"	CS-7575



STORZ	
SIZES	MODEL
2.0" x 1.5"	CS-5238
2.5" x 2.0"	CS-6552
3.0" x 2.5"	CS-7565



CHINA STORZ	
SIZES	MODEL
1.5"	CS-C-3838
2.5"	CS-C-6565



MACHINO	
SIZES	MODEL
1.5"	CM-3838
2.0"	CM-5252
2.5"	CM-6565



MACHINO	
SIZES	MODEL
2.5" x 2.0"	CM-6552
2.5" x 1.5"	CM-6538



NAKAJIMA	
SIZES	MODEL
1.5"	CN-3838
2.0"	CN-5252
2.5"	CN-6565



NAKAJIMA	
SIZES	MODEL
2.5" x 2.0"	CN-6552
2.5" x 1.5"	CN-6538



NST	
SIZES	MODEL
1.5"	CA-3838
2.5"	CA-6565



SMS	
SIZES	MODEL
2.0"	CSMS-5252
2.5"	CSMS-6565



NOR	
SIZES	MODEL
2.0"	CNR-5252
2.5"	CNR-6565



GOST	
SIZES	MODEL
2.0"	CGO-5252
2.5"	CGO-6565



FRENCH	
SIZES	MODEL
1.5"	CFR-3838
2.5"	CFR-6565



FRENCH	
SIZES	MODEL
1.75" x 1.5"	CFR-4538
2.75" x 2.5"	CFR-7065



BARCELONA	
SIZES	MODEL
1.75"	CBR-4545
2.75"	CBR-7070



ROTO	
SIZES	MODEL
1.5"	CRR-3838
2.5"	CRR-6565



UNI	
SIZES	MODEL
1.75"	CUNI-4545
2.75"	CUNI-7070



KILLFIRE COUPLING - ALLOY



INSTANTANEOUS (ALLOY)	
SIZES	MODEL
1.5"	CI-3838-AL
2.5"	CI-6565-AL



INSTANTANEOUS (ALLOY)	
SIZES	MODEL
2.5" X 1.5"	CI-6538-AL
2.5" X 2.0"	CI-6552-AL



MACHINO (ALLOY)	
SIZES	MODEL
2.5"	CM-6565-AL



GOST (ALLOY)	
SIZES	MODEL
2.0"	CGO-5252-AL
2.5"	CGO-6565-AL



STORZ (ALLOY)	
SIZES	MODEL
2.5"	CS-6565-AL
3.0"	CS-7575-AL



STORZ (ALLOY)	
SIZES	MODEL
2.5" X 1.5"	CS-6538-AL
2.5" X 2.0"	CS-6552-AL



STORZ (ALLOY)	
SIZES	MODEL
5.0"	CS-125125-AL



FRENCH (ALLOY)	
SIZES	MODEL
1.75" X 1.5"	CFR-4538-AL
2.75" X 2.5"	CFR-7065-AL



FRENCH (ALLOY)	
SIZES	MODEL
4.0"	CFR-100100-AL



BSRT (ALLOY)	
SIZES	MODEL
4.0"	CSZ-100100-AZ

KILLFIRE JOHN-MORRIS TYPE INSTANTANEOUS FIRE HOSE COUPLINGS

IDENTICAL TO: BS-336 SPECIFICATION & DIMENSIONS
MATERIAL: CAST BRASS (REGULARLY FINISHED) / ALLOY



MODEL NO.	CONNECTION X HOSE SHANK	WEIGHT EACH
CI-3838	1.5" X 1.5"	1.00 KG
CI-5252	2.0" X 2.0"	1.60 KG
CI-6538	2.5 X 1.5"	2.20 KG
CI-6545	2.5 X 1.75"	2.30 KG
CI-6552	2.5 X 2.0"	2.40 KG
CI-6565	2.5 X 2.5"	2.50 KG



KILLFIRE JOHN-MORRIS DIFFUSE NOZZLE

WITH RUBBER GUARD AND DIRECT MALE INSTANTANEOUS CONNECTION
MATERIAL: CAST BRASS (REGULARLY FINISHED)
ADJUSTABLE: FROM JET TO 30-60-90 G.P.M.

MODEL NO.	NOM. SIZE	CONNECTION	WEIGHT EACH (APP)
KND-15-CI38	1.5"	MALE INSTANTANEOUS	1.00 KG
KND-20-CI52	2.0"	MALE INSTANTANEOUS	1.60KG
KND-25-CI65	2.5"	MALE INSTANTANEOUS	2.10KG



KILLFIRE INSTANTANEOUS 3-POSITION VARIABLE JET, SPRAY & FOG NOZZLE

MADE OF CAST BRASS WITH S/STEEL HANDLE & RUBBER GUARD
ADJUSTABLE: FROM JET TO SPRAY, FOG AND SHUT OFF

MODEL NO.	NOM.SIZE	CONNECTION	WEIGHT EACH (APP)
KNT-15-CI38	1.5"	MALE INSTANTANEOUS	2.20 KG
KNT-20-CI52	2.0"	MALE INSTANTANEOUS	2.50 KG
KNT-25-CI65	2.5"	MALE INSTANTANEOUS	4.00 KG



KILLFIRE JOHN-MORRIS TYPE INSTANTANEOUS BRANCHPIPE JET NOZZLE

MATERIAL: CAST BRASS (REGULARLY POLISHED)

MODEL NO.	NOM.SIZE	CONNECTION	WEIGHT EACH (APP)
KNJ-15-CI38	1.5"	MALE INSTANTANEOUS	0.65 KG
KNJ-20-CI52	2.0"	MALE INSTANTANEOUS	1.10 KG
KNJ-25-CI65	2.5"	MALE INSTANTANEOUS	1.40 KG



KILLFIRE INSTANANEOUS BRANCHPIPE JET & SPRAY NOZZLE

IDENTICAL TO: BS-336 SPECIFICATIONS AND DIMENSIONS.
MATERIAL: CAST BRASS (REGULARLY FINISHED) / ALLOY

MODEL NO.	NOM. SIZE	CONNECTION	WEIGHT EACH (APP)
KNS-15-CI38	1.5"	MALE INSTANTANEOUS	1.20 KG
KNS-20-CI52	2.0"	MALE INSTANTANEOUS	2.10 KG
KNS-25-CI65	2.5"	MALE INSTANTANEOUS	2.50 KG



KILLFIRE JOHN-MORRIS INSTANTANEOUS 3-POSITION NOZZLE ADAPTOR

MATERIAL: CAST BRASS (REGULARLY POLISHED)

MODEL NO.	NOM.SIZE	CONNECTION	WEIGHT EACH
CIM-3835-M	1.5"	MALE INST. X 35MM MALE THREAD	0.25 KG
CIM-5244-M	2.0"	MALE INST. X 45MM MALE THREAD	0.80 KG
CIM-6554-M	2.5"	MALE INST. X 54MM MALE THREAD	0.60 KG



KILLFIRE JOHN-MORRIS TYPE INSTANTANEOUS ADAPTOR – MALE THREAD

MATERIAL: CAST BRASS (REGULARLY FINISHED) / ALLOY

MODEL NO.	NOM. SIZE	CONNECTION	WEIGHT EACH
CIM-6520-MBSP	2.5"	MALE INST. X 2.0" BSP MALE THREAD	0.80 KG
CIM-6525-MBSP	2.5"	MALE INST. X 2.5" BSP MALE THREAD	0.60 KG
CIM-6525-MNPT	2.5"	MALE INST. X 2.5" NPT MALE THREAD	0.80 KG
CIM-6525-MNST	2.5"	MALE INST. X 2.5" NST MALE THREAD	0.60 KG
CIM-6515-MNST	2.5"	MALE INST. X 1.5" NST MALE THREAD	0.80 KG



KILLFIRE JOHN-MORRIS TYPE INSTANTANEOUS ADAPTOR – FEMALE THREAD

MATERIAL: CAST BRASS (REGULARLY POLISHED)

MODEL NO.	NOM.SIZE	CONNECTION	WEIGHT EACH
CIM-6520-FBSP	2.0"	MALE INST. X 2.0" BSP FEMALE THREAD	0.50 KG
CIM-6525-FBSP	2.5"	MALE INST. X 2.5" BSP FEMALE THREAD	0.80 KG
CIM-6525-FNPT	2.5"	MALE INST. X 2.5" NPT FEMALE THREAD	0.80 KG



KILLFIRE JOHN-MORRIS TYPE INSTANTANEOUS DOUBLE MALE ADAPTER

MATERIAL: CAST BRASS (REGULARLY FINISHED)

MODEL NO.	SIZE	CONNECTION	WEIGHT EACH
CIM-3838-MCI	1.5" X 1.5"	MALE INST. X MALE INST.	0.80 KG
CIM-5252-MCI	2.0" X 2.0"	MALE INST. X MALE INST.	1.20 KG
CIM-6565-MCI	2.5" X 2.5"	MALE INST. X MALE INST.	1.80 KG



KILLFIRE JOHN-MORRIS TYPE INSTANTANEOUS BLACK HYDRANT CAP WITH CHAIN

MATERIAL: CAST BRASS (REGULARLY POLISHED)

MODEL NO.	SIZE	CONNECTION	WEIGHT EACH
CI-38C-DP	1.5"	FEMALE INST. C/W S/S CHAIN	0.40 KG
CI-52C-DP	2.0"	FEMALE INST. C/W S/S CHAIN	0.70 KG
CI-65C-DP	2.5"	FEMALE INST. C/W S/S CHAIN	0.60 KG



KILLFIRE JOHN-MORRIS TYPE INSTANTANEOUS HYDRANT PLUG WITH CHAIN

MATERIAL: CAST BRASS (REGULARLY FINISHED) OR RUBBER OR PLASTIC

MODEL NO.	SIZE	CONNECTION	WEIGHT EACH
CI-38C	1.5"	MALE INST. (RUBBER) C/W S/S CHAIN	0.10 KG
CI-52C	2.0"	MALE INST. (RUBBER) C/W S/S CHAIN	0.15 KG
CI-65C	2.5"	MALE INST. (RUBBER) C/W S/S CHAIN	0.15 KG

KILLFIRE JOHN-MORRIS TYPE INSTANTANEOUS HYDRANT VALVE ADAPTER – (PULL LUG)

MATERIAL: CAST BRASS (REGULARLY POLISHED)



MODEL NO.	SIZE	CONNECTION	WEIGHT EACH
CIF-3815-MBSP	1.5"	FEMALE INST. X 1.5" BSP MALE	0.70 KG
CIF-3820-MBSP	1.5"	FEMALE INST. X 2.0" BSP MALE	0.90 KG
CIF-3862-BLANK	1.5"	FEMALE INST. X (ROUND ROD)	1.20 KG

KILLFIRE JOHN-MORRIS TYPE INSTANTANEOUS HYDRANT VALVE ADAPTOR(TWIST/PULL LUG)

MATERIAL: CAST BRASS (REGULARLY POLISHED)



MODEL NO.	SIZE	CONNECTION	WEIGHT EACH
CIF-5220-MBSP	2.0"	FEMALE INST. X 2.0" BSP MALE	1.0 KG
CIF-6520-MBSP	2.5"	FEMALE INST. X 2.0" BSP MALE	1.3 KG
CIF-6525-MBSP	2.5"	FEMALE INST. X 2.5" BSP MALE	1.4 KG
CIF-6525-MNPT	2.5"	FEMALE INST. X 2.5" NPT MALE	2.2 KG

KILLFIRE JOHN-MORRIS TYPE INSTANTANEOUS HYDRANT VALVE ADAPTORS – (DOUBLE LUG)

MATERIAL: CAST BRASS (REGULARLY POLISHED)



MODEL NO.	SIZE	CONNECTION	WEIGHT EACH
CIF-6520-MBSP-(DP)	2.5"	FEMALE INST. X 2.0" BSP MALE	1.2 KG
CIF-6525-MBSP-(DP)	2.5"	FEMALE INST. X 2.5" BSP MALE	1.5 KG

KILLFIRE JOHN-MORRIS TYPE INSTANTANEOUS HYDRANT VALVE ADAPTORS – (SINGLE LUG)

MATERIAL: CAST BRASS (REGULARLY POLISHED)



MODEL NO.	SIZE	CONNECTION	WEIGHT EACH
CIF-5220-FBSP	2.0"	FEMALE INST. X 2.0" BSP FEMALE	1.0 KG
CIF-6520-FBSP	2.5"	FEMALE INST. X 2.0" BSP FEMALE	1.4 KG
CIF-6525-FBSP	2.5"	FEMALE INST. X 2.5" BSP FEMALE	1.4 KG
CIF-6525-FNST	2.5"	FEMALE INST. X 2.5" NST FEMALE	1.4 KG
CIF-6525-FLVT	2.5"	FEMALE INST. X 2.5" LVT FEMALE	1.4 KG

KILLFIRE JOHN-MORRIS TYPE INSTANTANEOUS HYDRANT VALVE ADAPTORS – (SINGLE LUG)

MATERIAL: CAST BRASS (REGULARLY POLISHED)



MODEL NO.	SIZE	CONNECTION	WEIGHT EACH
CIF-3815-FBSP	1.5"	FEMALE INST X 1.5" BSP FEMALE	0.80 KG
CIF-3863-BLANK	1.5"	FEMALE INST X (ROUND ROD)	1.2 KG

KILLFIRE JOHN-MORRIS TYPE INSTANTANEOUS DOUBLE FEMALE CONNECTOR

MATERIAL: CAST BRASS (REGULARLY POLISHED)



MODEL NO.	SIZE	CONNECTION	WEIGHT EACH
CIF-6565-FCI	2.5"	DOUBLE FEMALE INSTANTANEOUS	2.9 KG

KILLFIRE NOR FIRE HOSE COUPLING

MATERIAL: CAST BRASS (REGULARLY POLISHED)



MODEL NO.	CONNECTION X HOSE SHANK	WEIGHT EACH
CNR-5252	2.0" X 2.0"	1.80 KG
CNR-6565	2.5" X 2.5"	2.90 KG
CNR-6552	2.5" X 2.0"	2.90 KG

KILLFIRE NOR DIFFUSE NOZZLE

WITH RUBBER GUARD AND DIRECT MALE INSTANTANEOUS CONNECTION

MATERIAL: CAST BRASS (REGULARLY FINISHED)

ADJUSTABLE: FROM JET TO 30-60-90 G.P.M.



MODEL NO.	NOM. SIZE	CONNECTION	WEIGHT EACH
KND-20-CNR52	2.0"	NOR	2.4 KG
KND-25-CNR65	2.5"	NOR	3.0 KG

KILLFIRE NOR 3-POSITION VARIABLE JET, SPRAY & FOG NOZZLE

MADE OF CAST BRASS WITH S/STEEL HANDLE & RUBBER GUARD

ADJUSTABLE: FROM JET TO SPRAY, FOG AND SHUT OFF



MODEL NO.	NOM. SIZE	CONNECTION	WEIGHT EACH
KNT-20-CNR52	2.0"	NOR	3.6 KG
KNT-20-CNR65	2.5"	NOR	4.6 KG

KILLFIRE NOR BRANCHPIPE JET NOZZLE

MATERIAL: CAST BRASS (REGULARLY POLISHED)



MODEL NO.	NOM. SIZE	CONNECTION	WEIGHT EACH
KNJ-30-CNR52	2.0"	NOR	2.4 KG
KNJ-25-CNR65	2.5"	NOR	2.6 KG

KILLFIRE NOR BRANCHPIPE JET & SPRAY NOZZLE

MATERIAL: CAST BRASS (REGULARLY POLISHED)

MODEL NO.	NOM. SIZE	CONNECTION	WEIGHT EACH
KNS-20-CNR52	2.0"	NOR	3.2 KG
KNS-20-CNR65	2.5"	NOR	3.4 KG

KILLFIRE NOR BLANK CAP & CHAIN

MATERIAL: CAST BRASS (REGULARLY POLISHED)



MODEL NO.	NOM. SIZE	CONNECTION	WEIGHT EACH
CNR-52C	2.0"	NOR	1.2 KG
CNR-65C	2.5"	NOR	1.4 KG

KILLFIRE NOR ADAPTOR

MATERIAL: CAST BRASS (REGULARLY POLISHED)



MODEL NO.	NOM. SIZE	CONNECTION	WEIGHT EACH
CNR-5220-FBSP	2.0"	NOR X FEMALE BSP	1.0 KG
CNR-6520-FBSP	2.5"	NOR X FEMALE BSP	1.2 KG

KILLFIRE NAKAJIMA INTERLOCKING FIRE HOSE COUPLING

MATERIAL: CAST BRASS (REGULARLY FINISHED)



MODEL NO.	CONNECTION X SHANK	WEIGHT EACH
CN-3838	1.5" X 1.5"	0.85 KG
CN-5238	2.0" X 1.5"	1.35 KG
CN-5252	2.0" X 2.0"	1.45 KG
CN-6538	2.5" X 1.5"	2.20 KG
CN-6552	2.5" X 2.0"	2.30 KG
CN-6565	2.5" X 2.5"	2.35 KG

KILLFIRE NAKAJIMA DIFFUSE NOZZLE

WITH RUBBER GUARD AND DIRECT MALE INSTANTANEOUS CONNECTION

MATERIAL: CAST BRASS (REGULARLY FINISHED)

ADJUSTABLE: FROM JET TO 30-60-90 G.P.M.



MODEL NO.	NOM. SIZE	CONNECTION	WEIGHT EACH
KND-15-CN38	1.5"	NAKAJIMA CONN.	1.50 KG
KND-20-CN52	2.0"	NAKAJIMA CONN.	2.00 KG
KND-25-CN65	2.5"	NAKAJIMA CONN.	2.60 KG

KILLFIRE NAKAJIMA 3-POSITION VARIABLE JET, SPRAY & FOG NOZZLE

MADE OF CAST BRASS WITH S/STEEL HANDLE & RUBBER GUARD

ADJUSTABLE: FROM JET TO SPRAY, FOG AND SHUT OFF



MODEL NO.	NOM. SIZE	CONNECTION	WEIGHT EACH
KNT-15-CN38	1.5"	NAKAJIMA CONN.	2.40 KG
KNT-20-CN52	2.0"	NAKAJIMA CONN.	2.90 KG
KNT-25-CN65	2.5"	NAKAJIMA CONN.	4.30 KG

KILLFIRE NAKAJIMA INTERLOCKING BRANCHPIPE JET NOZZLE

MATERIAL: CAST BRASS (REGULARLY FINISHED)



MODEL NO.	NOM. SIZE	WEIGHT EACH
KNJ-15-CN38	1.5"	1.00 KG
KNJ-20-CN52	2.0"	1.40 KG
KNJ-25-CN65	2.5"	2.20 KG

KILLFIRE NAKAJIMA INTERLOCKING BRANCHPIPE JET & SPRAY NOZZLE

MATERIAL: BRASS (POLISHED). NOZZLE HAS RUBBER GUARD

ADJUSTABLE: FROM JET TO 30-60-90-120 G.P.M.



MODEL NO.	NOM. SIZE	WEIGHT EACH
KNS-15-CN38	1.5"	1.50 KG
KNS-20-CN52	2.0"	2.20 KG
KNS-25-CN65	2.5"	3.40 KG

KILLFIRE NAKAJIMA INTERLOCKING BLANK CAP WITH BRASS CHAIN

MATERIAL: CAST BRASS (REGULARLY FINISHED)



MODEL NO.	SIZE	CONNECTION	WEIGHT EACH
CN-38C	1.5"	NAKAJIMA LOCKING	0.45 KG
CN-52C	2.0"	NAKAJIMA LOCKING	0.70 KG
CN-65C	2.5"	NAKAJIMA LOCKING	1.00 KG

KILLFIRE NAKAJIMA 3 POSITION NOZZLE ADAPTOR

MATERIAL: CAST BRASS (REGULARLY FINISHED)



MODEL NO.	SIZE	CONNECTION	WEIGHT EACH
CN-3835-M	1.5"	NAKAJIMA CONN X MALE THREAD	0.40 KG
CN-5244-M	2.0"	NAKAJIMA CONN X MALE THREAD	0.70 KG
CN-6554-M	2.5"	NAKAJIMA CONN X MALE THREAD	1.00 KG

KILLFIRE NAKAJIMA INTERLOCKING HYDRANT ADAPTOR - MALE THREAD

MATERIAL: CAST BRASS (REGULARLY FINISHED)



MODEL NO.	SIZE	CONNECTION	WEIGHT EACH
KNT-15-CN38	1.5"	NAKAJIMA X 1.5" BSP MALE THREAD	0.40 KG
KNT-20-CN52	2.0"	NAKAJIMA X 2.0" BSP MALE THREAD	0.60 KG
KNT-25-CN65	2.5"	NAKAJIMA X 2.5" BSP MALE THREAD	0.90 KG

KILLFIRE NAKAJIMA INTERLOCKING HYDRANT ADAPTOR - FEMALE THREAD

MATERIAL: CAST BRASS (REGULARLY FINISHED)



MODEL NO.	SIZE	CONNECTION	WEIGHT EACH
CN-3815-FBSP	1.5"	NAKAJIMA X 1.5" FEMALE THREAD	0.40 KG
CN-5220-FBSP	2.0"	NAKAJIMA X 2.0" FEMALE THREAD	0.50 KG
CN-6515-FBSP	2.5"	NAKAJIMA X 2.0" FEMALE THREAD	0.90 KG
CN-6525-FBSP	2.5"	NAKAJIMA X 2.5" FEMALE THREAD	0.90 KG
CN-5266-FT	1.5"	NAKAJIMA X 66 MM FEMALE THREAD	0.50 KG
CN-6580-FT	2.5"	NAKAJIMA X 80 MM FEMALE THREAD	0.90 KG



KILLFIRE NST/NHT PIN-LUG FIRE HOSE COUPLING, MALE AND FEMALE

MATERIAL: CAST BRASS (REGULARLY FINISHED)

MODEL NO.	CONNECTION X SHANK	WEIGHT EACH
CA-3838	1.5" X 1.5"	0.60 KG
CA-5238	2.0" X 1.5"	1.60 KG
CA-5252	2.0" X 2.0"	0.80 KG
CA-6538	2.5" X 1.5"	1.60 KG
CA-6552	2.5" X 2.0"	1.60 KG
CA-6565	2.5" X 2.5"	1.60 KG
CA-7575	3.0" X 3.0"	2.50 KG



KILLFIRE NST/NHT CONNECTION DIFFUSE NOZZLE

MATERIAL: CAST BRASS WITH RUBBER GUARD
ADJUSTABLE: FROM JET TO 30-60-90-120 G.P.M.

MODEL NO.	NOM. SIZE	CONNECTION	WEIGHT EACH
KND-15-CA38	1.5"	FEMALE NST	1.00 KG
KND-20-CA52	2.0"	FEMALE NST	2.00 KG
KND-25-CA65	2.5"	FEMALE NST	2.50 KG



KILLFIRE NST/NHT PIN-LUG 3-POSITION VARIABLE JET & SPRAY & FOG NOZZLE

MADE OF CAST BRASS WITH STAINLESS STEEL HANDLE & RUBBER GUARD
ADJUSTABLE : FROM JET TO SPRAY , FOG AND SHUT OFF

MODEL NO.	NOM. SIZE	CONNECTION	WEIGHT EACH
KNT-15-CA38	1.5"	FEMALE NST	2.00 KG
KNT-20-CA52	2.0"	FEMALE NST	2.50 KG
KNT-25-CA65	2.5"	FEMALE NST	4.00 KG



KILLFIRE NST/NHT INTERLOCKING BRANCHPIPE STRAIGHT JET NOZZLE

MATERIAL: CAST BRASS (REGULARLY FINISHED)

MODEL NO.	NOM.SIZE	CONNECTION	WEIGHT EACH
KNJ-15-CA38	1.5"	FEMALE NST	1.00 KG
KNJ-20-CA52	2.0"	FEMALE NST	1.30 KG
KNJ-25-CA65	2.5"	FEMALE NST	1.50 KG



KILLFIRE NST/NHT PIN-LUG BRANCHPIPE STRAIGHT JET & SPRAY NOZZLE

MATERIAL: BRASS (POLISHED). NOZZLE HAS RUBBER GUARD
ADJUSTABLE: FROM JET TO 30-60-90-120 G.P.M.

MODEL NO.	NOM. SIZE	CONNECTION	WEIGHT EACH
KNS-15-CA38	1.5"	FEMALE NST	1.50 KG
KNS-20-CA52	2.0"	FEMALE NST	2.50 KG
KNS-25-CA65	2.5"	FEMALE NST	3.50 KG




KILLFIRE NST/NHT PIN-LUG HYDRANT CAP WITH CHAIN
MATERIAL: CAST BRASS (REGULARLY POLISHED)

MODEL NO.	SIZE	CONNECTION	WEIGHT EACH
CA-38C	1.5"	FEMALE NST (9.0TPI)	0.20 KG
CA-65C	2.5"	FEMALE NST (7.5TPI)	0.50 KG



KILLFIRE NST/NHT PIN-LUG DOUBLE FEMALE SWIVEL ADAPTOR
MATERIAL: CAST BRASS (REGULARLY FINISHED) / ALLOY MATERIAL

MODEL NO.	SIZE	CONNECTION	WEIGHT EACH
CAF-3838-FNST	1.5"	1.5" FEMALE NST (9.0TPI)	1.40 KG
CAF-6565-FNST	2.5"	2.5" FEMALE NST (7.5TPI)	1.50 KG



KILLFIRE NST/NHT PIN-LUG FEMALE TO MALE REDUCING ADAPTOR
MATERIA: CAST BRASS (REGULARLY POLISHED)

MODEL NO.	SIZE	CONNECTION	WEIGHT EACH
CAF-6525-MNST	2.5"	2.5" MALE NST	1.00 KG
CAF-6538-MNST	2.5"	1.5" MALE NST	0.50 KG



KILLFIRE NST/NHT PIN-LUG DOUBLE MALE CONNECTING NIPPLE ADAPTOR
MATERIAL: CAST BRASS (REGULARLY FINISHED)

MODEL NO.	SIZE	CONNECTION	WEIGHT EACH
CAM-3838-MNST	1.5"	1.5" MALE NST	0.40 KG
CAM-6565-MNST	2.5"	2.5" MALE NST	1.20 KG



KILLFIRE NST/NHT HEXAGON DOUBLE MALE CONNECTING NIPPLE ADAPTOR
MATERIAL: CAST BRASS (REGULARLY POLISHED)

MODEL NO.	SIZE	CONNECTION	WEIGHT EACH
CAM-3838-MNST-HE	1.5"	1.5" MALE NST	0.60 KG
CAN-6565-MNST-HE	2.5"	2.5" MALE NST	1.40 KG



KILLFIRE NST/NHT HEXAGON MALE TO FEMALE ADAPTOR
MATERIAL: CAST BRASS (REGULARLY FINISHED) OR RUBBER OR PLASTIC

MODEL NO.	SIZE	CONNECTION	WEIGHT EACH
CAM-3838-FNST	1.5" MALE	1.5" FEMALE NST	0.60 KG
CAM-6565-FNST	2.5" FEMALE	2.5" FEMALE NST	1.40 KG

KILLFIRE MACHINO PUSH-IN LOCKING FIRE HOSE COUPLINGS

MATERIAL: CAST BRASS (REGULARLY FINISHED) / ALLOY



MODEL NO.	CONN. X SHANK	WEIGHT EACH
CM-3838	1.5" X 1.5"	0.70 KG
CM-5238	2.0" X 1.5"	1.10 KG
CM-5252	2.0" X 2.0"	1.20 KG
CM-6538	2.5" X 1.5"	1.60 KG
CM-6552	2.5" X 2.0"	1.70 KG
CM-6565	2.5" X 2.5"	1.80 KG
CM-3838-(AL)	1.5" X 1.5" – ALLOY	0.30 KG
CM-6565-(AL)	2.5" X 2.5" - ALLOY	0.60 KG

KILLFIRE MACHINO CONNECTION DIFFUSE NOZZLE

MATERIAL: CAST BRASS (REGULARLY FINISHED)

ADJUSTABLE: FROM JET TO 30-60-90-120 G.P.M.



MODEL NO.	NOM. SIZE	CONNECTION	WEIGHT EACH
KND-15-CM38	1.5"	MACHINO FEMALE	1.12 KG
KND-20-CM52	2.0"	MACHINO FEMALE	1.70 KG
KND-25-CM65	2.5"	MACHINO FEMALE	2.60 KG

KILLFIRE MACHINO 3-POSITION VARIABLE JET & SPRAY NOZZLE

MADE OF CAST BRASS WITH S/STEEL HANDLE & RUBBER GUARD

ADJUSTABLE: FROM JET TO 30-60-90-120 G.P.M.



MODEL NO.	NOM. SIZE	CONNECTION	WEIGHT EACH
KNT-15-CM38	1.5"	MACHINO FEMALE	2.40 KG
KNT-20-CM52	2.0"	MACHINO FEMALE	2.90 KG
KNT-25-CM65	2.5"	MACHINO FEMALE	4.30 KG

KILLFIRE MACHINO INTERLOCKING BRANCHPIPE STRAIGHT JET NOZZLE

MATERIAL: BRASS (REGULARLY FINISHED)



MODEL NO.	NOM. SIZE	CONNECTION	WEIGHT EACH
KNJ-15-CM38	1.5"	MACHINO FEMALE	0.70 KG
KNJ-20-CM52	2.0"	MACHINO FEMALE	1.25 KG
KNJ-25-CM65	2.5"	MACHINO FEMALE	2.00 KG

KILLFIRE MACHINO PUSH-IN LOCKING BRANCHPIPE JET & SPRAY NOZZLE

MATERIAL: BRASS (POLISHED). NOZZLE HAS RUBBER GUARD

ADJUSTABLE: FROM JET TO 30-60-90-120 G.P.M.

MODEL NO.	NOM. SIZE	CONNECTION	WEIGHT EACH
KNS-15-CM38	1.5"	MACHINO FEMALE	1.40 KG
KNS-20-CM52	2.0"	MACHINO FEMALE	2.20 KG
KNS-25-CM65	2.5"	MACHINO FEMALE	3.45 KG



KILLFIRE MACHINO PUSH-IN LOCKING HYDRANT CAP WITH CHAIN

MATERIAL: CAST BRASS (REGULARLY POLISHED)

MODEL NO.	NOM. SIZE	CONNECTION	WEIGHT EACH
CM-38C	1.5"	FEMALE CONNECTION	0.40 KG
CM-52C	2.0"	FEMALE CONNECTION	0.50 KG
CM-65C	2.5"	FEMALE CONNECTION	0.60 KG



KILLFIRE MACHINO PUSH-IN LOCKING HYDRANT VALVE ADAPTOR

MATERIAL: CAST BRASS (REGULARLY POLISHED)
CONNECTION: MALE ADAPTOR X MALE THREADS

MODEL NO.	NOM. SIZE	CONNECTION	WEIGHT EACH
CMM-3815-MBSP	1.5"	MALE ADAPTOR X MALE BSP	0.40 KG
CMM-5220-MBSP	2.0"	MALE ADAPTOR X MALE BSP	0.60 KG
CMM-6525-MBSP	2.5"	MALE ADAPTOR X MALE BSP	0.90 KG



KILLFIRE MACHINO 3 POSITION NOZZLE ADAPTOR

MATERIAL: CAST BRASS (REGULARLY FINISHED) / ALUMINIUM ALLOY
CONNECTION: FEMALE COUPLER X MALE THREADS

MODEL NO.	NOM. SIZE	CONNECTION	WEIGHT EACH
CMF-3835-M	1.5"	FEMALE COUPLER X MALE JIS	0.42 KG
CMF-5244-M	2.0"	FEMALE COUPLER X MALE JIS	0.62 KG
CMF-6554-M	2.5"	FEMALE COUPLER X MALE JIS	1.00 KG
CMF-3815MNST-AL	1.5"	FEMALE COUPLER X MALE NST	0.50 KG
CMF-6525MNST-AL	2.5"	FEMALE COUPLER X MALE NST	0.80 KG



KILLFIRE MACHINO PUSH-IN LOCKING ADAPTOR

MATERIAL: CAST BRASS (REGULARLY FINISHED)
CONNECTION: FEMALE COUPLER X MALE THREADS

MODEL NO.	NOM. SIZE	CONNECTION	WEIGHT EACH
CMF-3815-MBSP	1.5"	FEMALE COUPLER X MALE BSP	0.42 KG
CMF-5220-MBSP	2.0"	FEMALE COUPLER X MALE BSP	0.62 KG
CMF-6525-MBSP	2.5"	FEMALE COUPLER X MALE BSP	1.90 KG



KILLFIRE MACHINO PUSH-IN LOCKING HYDRANT VALVE ADAPTOR

MATERIAL: CAST BRASS (REGULARLY POLISHED)
CONNECTION: MALE COUPLER X FEMALE THREADS

MODEL NO.	NOM. SIZE	CONNECTION	WEIGHT EACH
CMM-3815-FBSP	1.5"	MALE COUPLER X FEMALE BSP	0.50 KG
CMM-5220-FBSP	2.0"	MALE COUPLER X FEMALE BSP	0.70 KG
CMM-6525-FBSP	2.5"	MALE COUPLER X FEMALE BSP	1.10 KG



KILLFIRE STORZ INTERLOCKING FIRE HOSE COUPLINGS

MATERIAL: CAST BRASS (REGULARLY FINISHED)

MODEL NO.	CONN. X SHANK	KA-DISTANCE	WEIGHT EACH
CS-3838C	1.5" X 1.5"	52 MM	1.0 KG
CS-5238	2.0" X 1.5"	66 MM	1.7 KG
CS-5252	2.0" X 2.0"	66 MM	1.9 KG
CS-6538	2.5" X 1.5"	81 MM	2.5 KG
CS-6552	2.5" X 2.0"	81 MM	2.5 KG
CS-6565	2.5" X 2.5"	81 MM	2.8 KG
CS-7565	3.0" X 2.5"	89 MM	3.0 KG
CS-6565C	2.5" X 2.5"	76 MM	2.4 KG
CS-3838C	1.5" X 1.5"	56 MM	1.0 KG



KILLFIRE DIFFUSE NOZZLE WITH STORZ CONNECTION

MATERIAL: CAST BRASS (REGULARLY FINISHED) ADJUSTABLE: FROM JET TO 30-0-90-120 G.P.M.

MODEL NO.	NOM. SIZE	CONNECTION	WEIGHT EACH
KND-15-CS-C38	1.5"	CHINA STORZ-38 CONNECTION	1.5 KG
KND-15-CS-38	1.5"	STORZ-38 CONNECTION	2.0 KG
KND-20-CS-52	2.0"	STORZ-52 CONNECTION	2.6 KG
KND-25-CS-C65	2.5"	CHINA STORZ-65 CONNECTION	2.5 KG
KND-25-CS-65	2.5"	STORZ-65 CONNECTION	2.5 KG
KND-30-CS-75	3.0"	STORZ-75 CONNECTION	2.9 KG



KILLFIRE STORZ 3 POSITION VARIABLE JET, SPRAY & FOG NOZZLE

MATERIAL: CAST BRASS WITH S/STEEL HANDLE & RUBBER GUARD ADJUSTABLE: FROM JET TO SPRAY, FOG AND SHUT OFF

MODEL NO.	NOM. SIZE	CONNECTION	WEIGHT EACH
KNT-15-CS-C38	1.5"	CHINA STORZ-38 CONNECTION	2.40 KG
KNT-15-CS-38	1.5"	STORZ-38 CONNECTION	2.90 KG
KNT-20-CS-52	2.0"	STORZ-52 CONNECTION	4.30 KG
KNT-25-CS-C65	2.5"	CHINA STORZ-65 CONNECTION	4.40 KG
KNT-25-CS-65	2.5"	STORZ-65 CONNECTION	4.60 KG
KNT-30-CS-75	3.0"	STORZ-75 CONNECTION	4.80 KG



KILLFIRE STORZ INTERLOCKING BRANCHPIPE JET NOZZLE

MATERIAL: BRASS (REGULARLY FINISHED)

MODEL NO.	NOM. SIZE	CONNECTION	KA - DISTANCE	WEIGHT EACH
KNJ-15-CS-C38	1.5"	CHINA STORZ-38 CONNECTION	56 MM	2.0 KG
KNJ-15-CS-38	1.5"	STORZ-38 CONNECTION	52 MM	1.8 KG
KNJ-20-CS-52	2.0"	STORZ-52 CONNECTION	66 MM	2.0 KG
KNJ-25-CS-C65	2.5"	CHINA STORZ-65 CONNECTION	76 MM	2.2 KG
KNJ-25-CS-65	2.5"	STORZ-65 CONNECTION	81 MM	2.6 KG
KNJ-30-CS-75	3.0"	STORZ-75 CONNECTION	89 MM	2.5 KG

KILLFIRE STORZ INTERLOCKING BRANCHPIPE JET & SPRAY NOZZLE

MATERIAL: BRASS (REGULARLY FINISHED)

MODEL NO.	NOM. SIZE	CONNECTION	KA - DISTANCE	WEIGHT EACH
KNJ-15-CS-C38	1.5"	CHINA STORZ-38 CONNECTION	56 MM	2.8 KG
KNJ-15-CS-38	1.5"	STORZ-38 CONNECTION	52 MM	2.4 KG
KNJ-20-CS-52	2.0"	STORZ-52 CONNECTION	66 MM	2.8 KG
KNJ-25-CS-C65	2.5"	CHINA STORZ-65 CONNECTION	76 MM	3.0 KG
KNJ-25-CS-65	2.5"	STORZ-65 CONNECTION	81 MM	3.8 KG
KNJ-30-CS-75	3.0"	STORZ-75 CONNECTION	89 MM	3.2 KG

KILLFIRE STORZ INTERLOCKING BLANK CAP C/W S/S CHAIN

MATERIAL: BRASS (REGULARLY FINISHED)



MODEL NO.	NOM. SIZE	CONNECTION	KA - DISTANCE	WEIGHT EACH
CS-C-38C	1.5"	CHINA STORZ CONNECTION	56 MM	0.6 KG
CS-38C	1.5"	STORZ CONNECTION	52 MM	0.5 KG
CS-52C	2.0"	STORZ CONNECTION	66 MM	0.7 KG
CS-C-65C	2.5"	CHINA STORZ CONNECTION	76 MM	1.0 KG
CS-65C	2.5"	STORZ CONNECTION	81 MM	1.1 KG
CS-75C	3.0"	STORZ CONNECTION	89 MM	1.2 KG

KILLFIRE STORZ INTERLOCKING ADAPTOR - FEMALE THREAD

MATERIAL: CAST BRASS (REGULARLY FINISHED)



MODEL NO.	NOM. SIZE	CONNECTION	KA - DISTANCE	WEIGHT EACH
CS-3820-FBSP	1.5"	STORZ X 2.0" FEMALE BSP	52 MM	0.6 KG
CS-C-3820-FBSP	1.5"	CHINA STORZ X 2.0" FEMALE BSP	56 MM	0.6 KG
CS-3815-FBSP	1.5"	STORZ X 1.5" FEMALE BSP	52 MM	0.4 KG
CS-5215-FBSP	2.0"	STORZ X 1.5" FEMALE BSP	66 MM	0.9 KG
CS-5220-FBSP	2.0"	STORZ X 2.0" FEMALE BSP	66 MM	0.8 KG
CS-6520-FBSP	2.5"	STORZ X 2.0" FEMALE BSP	81 MM	0.9 KG
CS-6525-FBSP	2.5"	STORZ X 2.5" FEMALE BSP	81 MM	1.1 KG
CS-C-6525-FBSP	2.5"	CHINA STORZ X 2.5" FEMALE BSP	76 MM	0.9 KG
CS-7525-FBSP	3.0"	STORZ X 2.5" FEMALE BSP	89 MM	1.0 KG
CS-7520-FBSP	3.0"	STORZ X 2.0" FEMALE BSP	89 MM	1.1 KG
CS-C-6520-FBSP	2.5"	CHINA STORZ X 2.0" FEMALE BSP	76 MM	0.8 KG
CS-5215-FNST	1.5"	STORZ X 1.5" FEMALE NST	52 MM	0.8 KG
CS-7525-FNST	3.0"	STORZ X 2.5" FEMALE NST	89 MM	1.2 KG

KILLFIRE STORZ INTERLOCKING 3 POSITION NOZZLE ADAPTOR

MATERIAL: CAST BRASS (REGULARLY FINISHED)



MODEL NO.	NOM. SIZE	CONNECTION	KA - DISTANCE	WEIGHT EACH
CS-3835-M	1.5"	STORZ X 35 MM IN THREAD	52 MM	0.7 KG
CS-5244-M	2.0"	STORZ X 45 MM IN THREAD	66 MM	0.7 KG
CS-6554-M	2.5"	STORZ X 55 MM IN THREAD	81 MM	1.0 KG
CS-7554-M	3.0"	STORZ X 55 MM IN THREAD	89 MM	1.3 KG

KILLFIRE STORZ INTERLOCKING HYDRANT ADAPTOR - MALE THREAD

MATERIAL: CAST BRASS (REGULARLY FINISHED)



MODEL NO.	NOM. SIZE	CONNECTION	KA DISTANCE	WEIGHT EACH
CS-3815-M	1.5"	STORZ X 1.5" MALE BSP	52 MM	0.6 KG
CS-5220-M	2.0"	STORZ X 2.0" MALE BSP	66 MM	0.7 KG
CS-5215-M	2.0"	STORZ X 1.5" MALE BSP	66 MM	0.7 KG
CS-6525-M	2.5"	STORZ X 2.5" MALE BSP	81 MM	1.0 KG
CS-7525-M	3.0"	STORZ X 2.5" MALE BSP	89 MM	1.2 KG
CS-7520-M	3.0"	STORZ X 2.0" MALE BSP	89 MM	1.2 KG



KILLFIRE FRENCH HOSE COUPLING

MATERIAL: CAST BRASS (REGULARLY FINISHED)/ ALUMINIUM

MODEL NO.	SIZE	CONNECTION	WEIGHT EACH
CFR-4538	1.5"	FRENCH 1.75"	1.10 KG
CFR-4545	1.75"	FRENCH 1.75"	1.00 KG
CFR-7065	2.5"	FRENCH 2.75"	2.50 KG
CFR-7070	2.75"	FRENCH 2.75"	2.60 KG



KILLFIRE FRENCH CONNECTION DIFFUSE NOZZLE

MATERIAL: CAST BRASS WITH RUBBER GUARD
ADJUSTABLE: FROM JET TO 30-60-90-120 G.P.M

MODEL NO.	SIZE	CONNECTION	WEIGHT EACH
KND-17-CFR45	1.75"	FRENCH	2.00 KG
KND-27-CFR70	2.75"	FRENCH	2.90 KG



KILLFIRE FRENCH 3-POSITION VARIABLE JET, SPRAY & FOG NOZZLE

MADE OF CAST BRASS WITH S/STEEL HANDLE & RUBBER GUARD
ADJUSTABLE FROM JET TO 30-60-90-120 G.P.M

MODEL NO.	SIZE	CONNECTION	WEIGHT EACH
KNT-17-CFR45	1.75"	FRENCH	3.20 KG
KNT-27-CFR70	2.75"	FRENCH	4.80 KG



KILLFIRE FRENCH BRANCHPIPE STRAIGHT JET NOZZLE

MATERIAL: BRASS (REGULARLY POLISHED)

MODEL NO.	SIZE	CONNECTION	WEIGHT EACH
KNJ-17-CFR45	1.75"	FRENCH	2.00 KG
KNJ-27-CFR70	2.75"	FRENCH	2.60 KG

KILLFIRE FRENCH BRANCHPIPE STRAIGHT JET & SPRAY NOZZLE

MATERIAL: BRASS (POLISHED)

MODEL NO.	SIZE	CONNECTION	WEIGHT EACH
KNS-17-CFR45	1.75"	FRENCH	2.90 KG
KNS-27-CFR70	2.75"	FRENCH	3.30 KG



KILLFIRE FRENCH BLANK CAP WITH CHAIN

MATERIAL: CAST BRASS (REGULARLY POLISHED)

MODEL NO.	SIZE	CONNECTION	WEIGHT EACH
CFR-45C	1.75"	FRENCH	0.80 KG
CFR-70C	2.75"	FRENCH	1.30 KG



KILLFIRE FRENCH ADAPTOR - FEMALE THREADS

MATERIAL: CAST BRASS

MODEL NO.	SIZE	CONNECTION	WEIGHT EACH
CFR-4520-FBSP	1.75"	FRENCH X 2.0" FEMALE BSP THREAD	1.00 KG
CNR-7020-FBSP	2.75"	FRENCH X 2.0 FEMALE BSP THREAD	1.20 KG



KILLFIRE SMS FIRE HOSE COUPLING

MATERIAL: CAST BRASS

MODEL NO.	CONN. X SHANK	WEIGHT EACH
CSMS-6552	1.75" X 2.0"	2.50 KG
CSMS-6565	2.75" X 2.75"	2.50 KG



KILLFIRE SMS ADAPTOR - FEMALE THREAD

MATERIAL: CAST BRASS

MODEL NO.	SIZE	CONNECTION	WEIGHT EACH
CSMS-6520-FBSP	2.5"	2.5" BSP FEMALE THREAD	1.00 KG



KILLFIRE UNI FIRE HOSE COUPLING

MATERIAL: CAST BRASS

MODEL NO.	CONN. X SHANK	WEIGHT EACH
CUNI-4545	1.75" X 1.75"	0.50 KG
CUNI-7070	2.75" X 2.75"	1.50 KG



KILLFIRE UNI ADAPTOR - FEMALE THREAD

MATERIAL: CAST BRASS

MODEL NO.	SIZE	CONNECTION	WEIGHT EACH
CUNI-4520-FBSP	1.75"	2.0" BSP FEMALE THREAD	0.30 KG
CUNI-7020-FBSP	2.75"	2.0" BSP FEMALE THREAD	1.20 KG



KILLFIRE ROTO FIRE HOSE COUPLING

MATERIAL: CAST BRASS

MODEL NO.	CONN. X SHANK	WEIGHT EACH
CRR-6565	2.5" X 2.5"	1.40 KG



KILLFIRE ROTO ADAPTOR - FEMALE THREAD

MATERIAL: CAST BRASS

MODEL NO.	SIZE	CONNECTION	WEIGHT EACH
CRR-6520-FBSP	2.5"	2.0" BSP FEMALE THREAD	0.60 KG



KILLFIRE BARCELONA FIRE HOSE COUPLING

MATERIAL: CAST BRASS

MODEL NO.	CONN. X SHANK	WEIGHT EACH
CBR-7070	2.75" X 2.75"	2.60 KG



KILLFIRE BARCELONA ADAPTOR - FEMALE THREAD

MATERIAL: CAST BRASS

MODEL NO.	SIZE	CONNECTION	WEIGHT EACH
CBR-7020-FBSP	2.75"	2.0" BSP FEMALE THREAD	1.30 KG



SINGLE END COMMON SPANNER WRENCH

MATERIAL: CASTED BRASS

USAGE: FOR PIN-LUG COUPLINGS & FITTINGS

SIZE: 1.5"

MODEL: CA-SP38

SIZE: 2.5"

MODEL: CA-SP65



UNIVERSAL WRENCH WITH PRY END

MATERIAL: CASTED BRASS

USAGE: FOR PIN-LUG & ROCKER-LUG COUPLINGS

SIZE: 1.5" AND 2.5"

MODEL: CA-SP-U



NAKAJIMA SPANNER WRENCH

MATERIAL: CASTED BRASS

USAGE: LOCKING & UNLOCKING OF NAKAJIMA COUPLINGS

SIZE: 1.5"

MODEL: CN-SP38

SIZE: 2.0"

MODEL: CN-SP52

SIZE: 2.5"

MODEL: CN-SP65



STORZ SPANNER WRENCH – DOUBLE HOOK

MATERIAL: CASTED BRASS

USAGE: LOCKING AND UNLOCKING OF STORZ COUPLINGS

SIZE: 1.5"

MODEL: CS-SP38 (D)

SIZE: 2.0"

MODEL: CS-SP52 (D)

SIZE: 2.5"

MODEL: CS-SP65 (D)



STORZ SPANNER WRENCH

MATERIAL: CASTED BRASS

USAGE: LOCKING AND UNLOCKING OF STORZ COUPLINGS

SIZE: 1.5"

MODEL: CS-SP38

SIZE: 2.5"

MODEL: CS-SP52



WHEEL OPENER

MATERIAL: STAINLESS STEEL c/w INSULATED HANDLE

USAGE: LOCKING AND UNLOCKING OF HYDRANT VALVE WHEEL

SIZE: 1.5" AND 2.0" AND 2.5"

MODEL: SP-F



HEAVY – DUTY HYDRANT WHEEL OPENER

MATERIAL: CAST BRASS

USAGE: LOCKING AND UNLOCKING OF HYDRANT VALVE WHEEL

SIZE: 2.5" AND 4.0" AND 6.0"

MODEL: WH-SP-C



INSTANTANEOUS WRENCH

MATERIAL: MILD STEEL

USAGE: LOCKING AND UNLOCKING OF INSTANTEOUS COUPLING

SIZE: 2.5"

MODEL: CI-SP65

SIZE: 1.5"

MODEL: CI-SP38



KILLFIRE KOU DX SAFETY CABINET





Brand: KUODX
Type: Combustible Cabinet
Model: SCM/SCS R Series

Used for storing paints, oil and other flammable liquids (high flash point liquid, flash point $\geq 37.8^{\circ}\text{C}$).

Suitable for coating, printing, furniture, automobile and other industries.

Combustible Safety Cabinet									
Capacity Gal/L	Number of Doors	Style of Doors	Dimensions H*W*D/CM Exterior	Interior	Adjustable Shelves	N.W. Kg	G.W. Kg	Packing H*W*D/CM	Model No
4 Gal/15L	1	Manual Self-close	56*43*43	46*35*35	1	27	35	72*53*53	SCM004R SCS004R
10 Gal/38L	1	Manual Self-close	64*59*60	54*51*52	1	34	48	82*69*69	SCM010R SCS010R
12 Gal/45L	1	Manual Self-close	89*59*46	79*51*38	1	44	56	108*70*57	SCM012R SCS012R
22 Gal/83L	1	Manual Self-close	165*60*46	154*52*38	3	74	90	182*70*57	SCM022R SCS022R
30 Gal/114L	2	Manual Self-close	112*109*46	102*101*38	1	86	102	130*120*57	SCM030R SCS030R
45 Gal/170L	2	Manual Self-close	165*109*46	155*101*38	2	114	133	182*120*57	SCM045R SCS045R
54 Gal/204L	1	Manual Self-close	165*60*87	155*52*79	3	120	140	184*70*97	SCM054R SCS054R
60 Gal/227L	2	Manual Self-close	165*86*86	155*78*78	2	144	166	182*96*96	SCM060R SCS060R
90 Gal/340L	2	Manual Self-close	165*109*86	155*101*78	2	164	186	182*120*96	SCM090R SCS090R





Brand: KOUDX
Type: Corrosive Cabinet
Model: SCM/SCS B Series

For storing corrosive liquids.
Apply to the labs of colleges and universities, research institutes, etc.

Corrosive Safety Cabinet									
Capacity Gal/L	Number of Doors	Style of Doors	Dimensions H*W*D/CM		Adjustable Shelves	N.W. Kg	G.W. Kg	Packing H*W*D/CM	Model No
			Exterior	Interior					
4 Gal/15L	1	Manual Self-close	56*43*43	46*35*35	1	27	35	72*53*53	SCM004B SCS004B
10 Gal/38L	1	Manual Self-close	64*59*60	54*51*52	1	34	48	82*69*69	SCM010B SCS010B
12 Gal/45L	1	Manual Self-close	89*59*46	79*51*38	1	44	56	108*70*57	SCM012B SCS012B
22 Gal/83L	1	Manual Self-close	165*60*46	154*52*38	3	74	90	182*70*57	SCM022B SCS022B
30 Gal/114L	2	Manual Self-close	112*109*46	102*101*38	1	86	102	130*120*57	SCM030B SCS030B
45 Gal/170L	2	Manual Self-close	165*109*46	155*101*38	2	114	133	182*120*57	SCM045B SCS045B
54 Gal/204L	1	Manual Self-close	165*60*87	155*52*79	3	120	140	184*70*97	SCM054B SCS054B
60 Gal/227L	2	Manual Self-close	165*86*86	155*78*78	2	144	166	182*96*96	SCM060B SCS060B
90 Gal/340L	2	Manual Self-close	165*109*86	155*101*78	2	164	186	182*120*96	SCM090B SCS090B





Brand: KOUDX
Type: Flammable Cabinet
Model: SCM/SCS Y Series

Storing flammable liquids (low and median flash point liquid, flash point < 37.8°C).

Reduce the risk of fire, ensure the safety of life and property.

Flammable Safety Cabinet									
Capacity Gal/L	Number of Doors	Style of Doors	Dimensions H*W*D/CM Exterior	Dimensions H*W*D/CM Interior	Adjustable Shelves	N.W. Kg	G.W. Kg	Packing H*W*D/CM	Model No
4 Gal/15L	1	Manual Self-close	56*43*43	46*35*35	1	27	35	72*53*53	SCM004Y SCS004Y
10 Gal/38L	1	Manual Self-close	64*59*60	54*51*52	1	34	48	82*69*69	SCM010Y SCS010Y
12 Gal/45L	1	Manual Self-close	89*59*46	79*51*38	1	44	56	108*70*57	SCM012Y SCS012Y
22 Gal/83L	1	Manual Self-close	165*60*46	154*52*38	3	74	90	182*70*57	SCM022Y SCS022Y
30 Gal/114L	2	Manual Self-close	112*109*46	102*101*38	1	86	102	130*120*57	SCM030Y SCS030Y
45 Gal/170L	2	Manual Self-close	165*109*46	155*101*38	2	114	133	182*120*57	SCM045Y SCS045Y
54 Gal/204L	1	Manual Self-close	165*60*87	155*52*79	3	120	140	184*70*97	SCM054Y SCS054Y
60 Gal/227L	2	Manual Self-close	165*86*86	155*78*78	2	144	166	182*96*96	SCM060Y SCS060Y
90 Gal/340L	2	Manual Self-close	165*109*86	155*101*78	2	164	186	182*120*96	SCM090Y SCS090Y



Brand: KOUDX

Type: Drum Storage Cabinet

Model: SCM Y Series



Drum Safety Cabinet									
Capacity Gal/L	Number of Doors	Style of Doors	Dimensions H*W*D/CM		Adjustable Shelves	N.W. Kg	G.W. Kg	Packing H*W*D/CM	Model No
55 Gal/207L	2	Manual	165*86*86	155*78*78	1	154	179	182*96*96	SCM055Y
110 Gal/415L	2	Manual	165*150*86	155*142*78	1	228	271	182*162*98	SCM110Y
115 Gal/434L	2	Manual	165*150*86	155*142*78	3	227	270	182*162*98	SCM115Y



Cabinet Accessories

Model: CS / CR Series

Safety Cabinet Accessories							
Accessories	Fit for Cabinet Gal	Dimensions H*W*D/CM	N.W. Kg	G.W. Kg	Packing H*W*D/CM	Model No	
Cabinet Shelf	4 Gal	2.7*33*33	1.5	2	2.7*33*33	CS004	
Cabinet Shelf	12 Gal	2.7*50*36	2.5	3	2.7*50*36	CS012	
Cabinet Shelf	30 Gal/45 Gal	2.7*100*36	5.5	6	2.7*100*36	CS03045	
Cabinet Shelf	60 Gal	2.7*77*77	8	9	2.7*77*77	CS060	
Cabinet Shelf	90 Gal	2.7*100*77	10	11	2.7*100*77	CS090	



Safety Cabinet Accessories							
Accessories	Fit for Cabinet Gal	Dimensions H*W*D/CM	N.W. Kg	G.W. Kg	Packing H*W*D/CM	Model No	
Safety Cabinet Ramp	55/110/115 Gal	2*73*45	3.5	4	2*73*45	CR001	





**FIRE HOSE CABINET
(FLOOR MOUNTED)**



Brand: KILLFIRE

Model:

KSC-080-2 (FOR 2 HOSES)

KSC-080-4 (FOR 4 HOSES)

Feature and Benefits:

- Material: Mild steel/ Stainless Steel
- For housing: Fire hoses, Nozzle, Fireman Axe, Hydrant bar and Key.

**FIRE HOSE CABINET
(FLOOR MOUNTED)**



Brand: KILLFIRE

Model:

KSC-081-1-FS (FOR 1 HOSE)

KSC-082-2-FS (FOR 2 HOSES)

Feature and Benefits:

- For Floor Mounting
- Material ; Mild Steel/Stainless steel
- For housing Standby Hose and Nozzle

**FIRE HOSE CABINET
(WALL MOUNTED)**



Brand: KILLFIRE

Model:

KSC-081-1 (FOR 1 HOSE)

KSC-082-2 (FOR 2 HOSES)

Feature and Benefits:

- Material: Mild steel/ Stainless Steel
- For housing: Standby Fire Hose and Nozzle.

**HOSE REEL CABINET
(WALL MOUNTED)**



Brand: KILLFIRE

Model: KSC-100

Feature and Benefits:

- Material: EG Steel
- For housing: Swing / Fixed Fire Hose Reel Drum

**HOSE REEL CABINET
(WALL MOUNTED)**



Brand: KILLFIRE

Model: KSC-100-SS

Feature and Benefits:

- Material: Stainless Steel
- For Housing Swing / Fixed Fire Hose Reel

**HOSE REEL CABINET
(FLOOR MOUNTED)**



Brand: KILLFIRE

Model: KSC-100-FS

Feature and Benefits:

- Material: Mild Steel/ Stainless Steel
- For housing: For Floor Mounting Stand Alone Fire Hose Reel Drum

**HOSE REEL CABINET
(WALL MOUNTED)**



Brand: KILLFIRE

Model: KSC-100-L

Feature and Benefits

- Material: EG Steel or Stainless Steel
- Finishing: Red Epoxy Powder Coat or other colour on request
- Thickness: 1.2mm

Steel Cabinet for Fire Extinguisher with Keyholder



Brand: KILLFIRE
Model: KSC-090 K Series

Feature and Benefits

- Material: EG Steel or Stainless Steel
- Finishing: Red Epoxy Powder Coat or other colour on request
- Thickness: 1.0mm or 1.2mm
- Easy installation with minimum labour require.

*ALL DIMENSIONS ARE IN MM

Model	A (Depth)	B (Width)	C (Height)
KSC-090-1-K	160	230	530
KSC-090-2-K	160	230	530
KSC-090-4-K	204	280	550
KSC-090-9-K	255	305	765

Steel Cabinet for Fire Extinguisher with Latch



Brand: KILLFIRE
Model: KSC-090 L Series

Feature and Benefits

- Material: EG Steel or Stainless Steel
- Finishing: Red Epoxy Powder Coat or other colour on request
- Thickness: 1mm or 1.2mm
- Easy installation with minimum labour require.

*ALL DIMENSIONS ARE IN MM

Model	A (Depth)	B (Width)	C (Height)
KSC-090-4-L	204	280	550
KSC-090-9-L	255	305	765

Stainless Steel Cabinet for 4.0kg Fire Extinguisher c/w Slope Roof



Brand: KILLFIRE
Model: KSC-090-4-K-SS-SL

Feature and Benefits

- Material: Stainless Steel
- Finishing: Natural Finish 2B/4B
- Thickness: 1.0mm
- Other material on require
- Can spray into red colour

EG Steel Cabinet for AED



Brand: KILLFIRE
Model: KSC-095

Feature and Benefits

- Material: EG Steel
- Finishing: White Epoxy Powder Coat
- Thickness: 1.0mm or 1.2mm



EG Steel Cabinet for Double Fire Extinguisher c/w Stand



Brand: KILLFIRE
Model : KSC-090-D-STAND

Feature and Benefits

- Material: EG Steel
- Finishing: Red Epoxy Powder Coat or other colour on request
- Thickness: 1.2mm for cabinet
5.0mm for stand
- Easy installation with minimum labour require.
- Housing of: 2 pcs of Fire Extinguisher

EG Steel Cabinet for EEBD with Key



Brand: KILLFIRE
Model: KSC-070-ELSA

Feature and Benefits

- Material: EG Steel
- Finishing: Red Epoxy Powder Coat or other colour on request
- Thickness: 1.0mm or 1.2mm
- Easy installation with minimum labour require.

*ALL DIMENSIONS ARE IN MM

Model	A (Depth)	B (Width)	C (Height)
KSC-070-ELSA	205	280	550

EG Steel Cabinet for Breathing Apparatus



Brand: KILLFIRE
Model: KSC-070-BA

Feature and Benefits

- Material: EG Steel
- Finishing: Red Epoxy Powder Coat or other colour on request
- Thickness: 1.0mm or 1.2mm
- Easy installation with minimum labour require.

*ALL DIMENSIONS ARE IN MM

Model	A (Depth)	B (Width)	C (Height)
KSC-070-BA	300	340	800

EG Steel Cabinet with Full-Front opening



Brand: KILLFIRE
Model: KSC-090-FF-WINDOW

Feature and Benefits

- Material: EG Steel
- Finishing: Red Epoxy Powder Coat or other colour on request
- Thickness: 1.0mm or 1.2mm
- Easy installation with minimum labour require
- Full Front Glass /Plastic Panel

EG Steel Cabinet for Fire Hose Reel (HDB Standard)



Brand: KILLFIRE
Model: KSC-HDB-SL

Feature and Benefits

- Material: EG Steel
- Finishing: Red Epoxy Powder Coat
- Thickness: 1.6mm
- Lockset – Spring Lock Set

Stainless Steel Cabinet for Fire Hose Reel c/w Slope




Brand: KILLFIRE
Model: KSC-100-K-SS-SL

Feature and Benefits

- Material: Stainless Steel
- Finishing: Natural Finish -2B/4B
- Thickness: 1.2mm
- Other material available
- Other colour on require

EG Steel Break Glass Key Holder



Brand: KILLFIRE
Model: KSC-000

Feature and Benefits

- Material: EG Steel
- Finishing: Red Epoxy Powder Coat
- Thickness: 1.2mm



EG Steel Cabinet for Fire Hose Reel & Fire Extinguisher



Brand: KILLFIRE
Model: KSC-092-HREEL

Feature and Benefits

- Material: EG Steel or Stainless Steel
- Colour: Red Epoxy or other colour on require
- Thickness: 1.2mm
- Complete With Mounting Bracket For Hose Reel Drum

Cabinet for Pin Rack, 2.5" Landing Valve & Fire Extinguisher



Brand: KILLFIRE
Model: KSC-092-PRACK

Feature and Benefits

- Material: EG Steel or Stainless Steel
- For Fire Hose, Landing Valve and Fire Extinguisher
- Colour: Red Epoxy or other colour on require
- Thickness: 1.2mm

EG Steel Cabinet for Pin Rack



Brand: KILLFIRE
Model: KSC-082-1 =For 1.5" Hose
Model: KSC-082-2 =For 2.5" Hose

Feature and Benefits

- Material: EG Steel
- For 1.5" or 2.5" Fire Hose
- Colour: Red Epoxy or other colour on require
- Thickness: 1.2mm

*ALL DIMENSIONS ARE IN MM

Size	A (Height)	B (Width)	C (Depth)
1.5"	850	600	200
2.5"	1100	920	250

EG Steel Cabinet for Housing of Pull Handle



Brand: KILLFIRE
Model: KSC-EPHB

Feature and Benefits

- Material: EG Steel
- Finishing: Red Epoxy Powder Coat
- Thickness: 1.2mm

* Note: Hammer is optional



ALUMINUM CABINETS

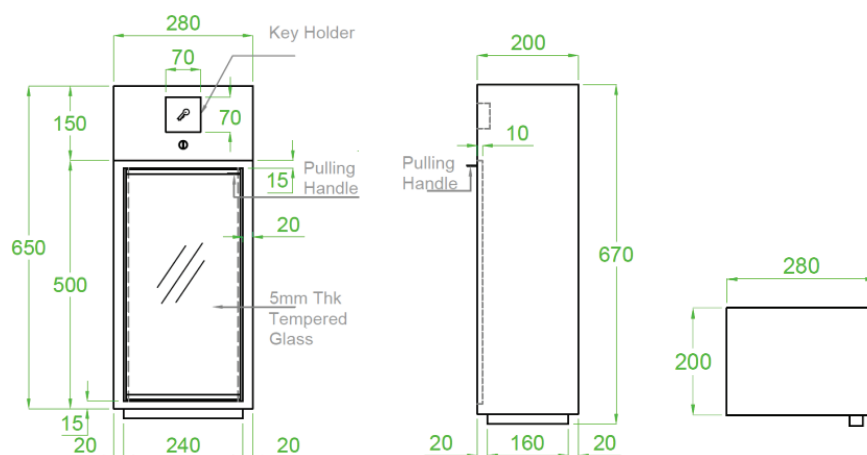
Aluminum Cabinet for Fire Extinguisher



Brand: KILLFIRE
Model: KSC-AL-EXT

Feature and Benefits

- Material: Aluminum
- Glass: Temper Glass
- Colour: Grey (RAL 7005) or other colour on request
- Thickness: 2mm



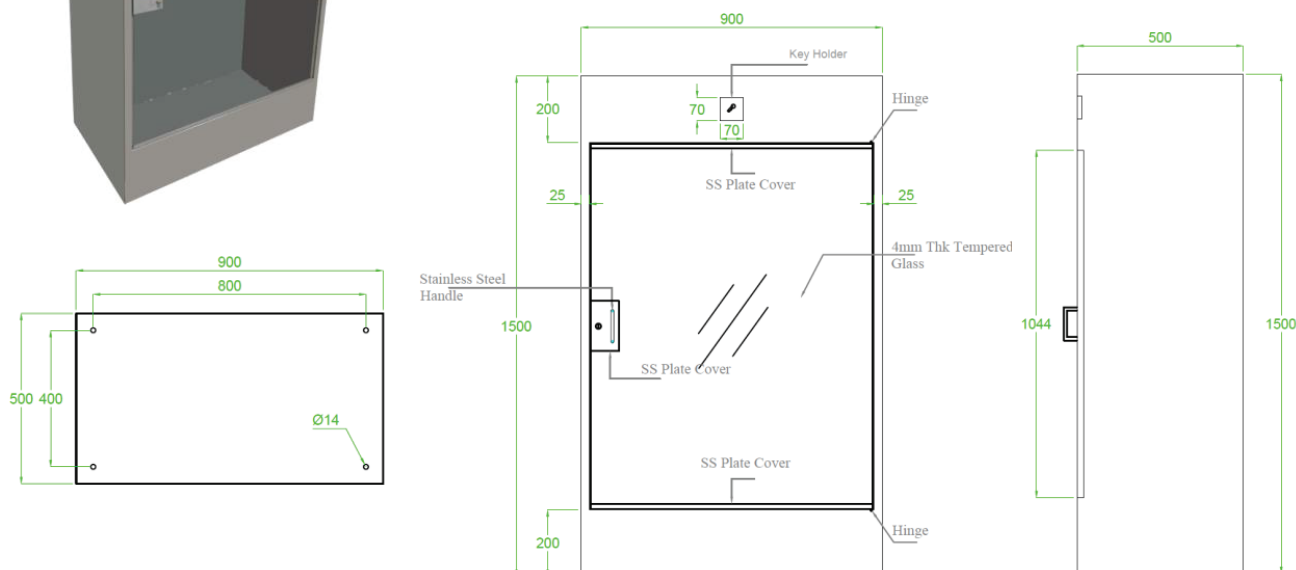
Aluminum Cabinet for Hose Reel



Brand: KILLFIRE
Model: KSC-AL-HR

Feature and Benefits

- Material: Aluminum
- Glass: Temper Glass
- Colour: Grey (RAL 7005) or other colour on request
- Thickness: 3mm



Fibreglass Cabinet for 6.8 Kg CO₂ or 12 Kg DCP Fire Extinguisher



Brand: KILLFIRE
Model: KFB-020-6.8

Feature and Benefits

- Material: Fibreglass
- Lockset: Steel or Stainless Steel
- Hinges: Stainless Steel
- Colour: Red or other colour on request
- Optional: With Window or Without Window
- Thickness: 3mm

Fibreglass Cabinet for 9 Kg DCP / Foam Fire Extinguisher



Brand: KILLFIRE
Model: KFB-020-9

Feature and Benefits

- Material: Fibreglass
- Lockset: Steel or Stainless Steel
- Hinges: Stainless Steel
- Colour: Red or other colour on request
- Thickness: 3mm

Fibreglass Cabinet for EEBD



Brand: KILLFIRE
Model: KFB-021 EEBD

Feature and Benefits

- Material: Fibreglass
- Lockset: Press on lock
- Hinges: Stainless Steel
- Colour: Red or other colour on request
- Thickness: 3mm

Fibreglass Cabinet for Breathing Apparatus



Brand: KILLFIRE
Model: KFB-021-BA-1 / KFB-021-BA-2

Feature and Benefits

- Material: Fibreglass
- Lockset: Steel or Stainless Steel
- Hinges: Stainless Steel
- Colour: Red or other colour on request

*ALL DIMENSIONS ARE IN MM

Model	A (Width)	B (Depth)	C (Front Height)	D (Rear Height)
KFB-021-BA-1	380	320	770	770
KFB-021-BA-2	490	350	900	930



KILLFIRE FIBREGLASS CABINETS

Fibreglass Cabinet for Fire Hose



Brand: KILLFIRE
Model: KFB-010 Series

Feature and Benefits

- Material: Fibreglass
- Lockset: Stainless Steel
- Hinges: Stainless Steel
- Colour: Red
- Thickness: 3mm

*ALL DIMENSIONS ARE IN MM

Model	Hose Length	A (Width)	B (Height)	C (Depth)
KFB-010-1	15m	457	508	178
KFB-010-2	20m	610	559	178
KFB-010-3	30m	711	610	178

Fiberglass Cabinet for Fire Hose (Special Made)



Brand: KILLFIRE
Model: KFB-026

Feature and Benefits

- Completed with Sponge at opening (for watertight)
- Lockset: Stainless Steel
- Hinges: Stainless Steel
- Finishing: External Smooth
- Colour: Red (RAL 3020)
- Thickness: 3mm

*ALL DIMENSIONS ARE IN MM

Model	Hose Length	A (Width)	B (Height)	C (Depth)
KFB-026-1	15m x 1	760	660	178
KFB-026-2	15m x 2	760	660	380

Fibreglass Cabinet for Fire Hose Reel



Brand: KILLFIRE
Model: KFB-100 Series

Feature and Benefits

- Material: Fibreglass
- Colour: Red
- Thickness: 3mm
- Size- 800mm x 800mm x 360mm
- Behind Opening

Fiberglass Cabinet for Fire Hose (Special Made)



Brand: KILLFIRE
Model: KFB-023

Feature and Benefits

- Material: Fibreglass
- For housing layflat fire hose c/w hose rack/ hump rack, nozzle, spanner and hydrant valve
- Colour: Red
- Thickness: 5mm c/w reinforce



KILLFIRE FIBREGLASS CABINETS

Fibreglass Cabinet for Foam Applicator Unit



Brand: KILLFIRE
Model: KFB-040-FA

Feature and Benefits

- Material: Fibreglass
- Lockset: Stainless Steel
- Hinges: Stainless Steel
- Colour: Red or other colour on request
- Thickness: 3mm

Fibreglass Cabinet for Fireman Outfit



Brand: KILLFIRE
Model: KFB-040-FO-BIG

Feature and Benefits

- Material: Fibreglass
- Lockset: Stainless Steel
- Hinges: Stainless Steel
- Colour: Red or other colour on request
- Thickness: 3mm
- This cabinet can be use for Fireman Outfit Cabinet or Foam Applicator Cabinet.
- KILLFIRE cabinets are manufactured in accordance to user size and requirements.
- The material used are of Fibreglass with selectable colours to user's need.

Fibreglass Cabinet for Fireman Outfit



Brand: KILLFIRE
Model: KFB-040-FO-SM

Feature and Benefits

- Material: Fibreglass
- Lockset: Stainless Steel
- Hinges: Stainless Steel
- Colour: Red or other colour on request
- Thickness: 3mm
- KILLFIRE cabinets are manufactured in accordance to user size and requirements.

Fibreglass Cabinet for International Shore Connection



Brand: KILLFIRE
Model: KFB-SHC

Feature and Benefits

- Material: Fibreglass
- Lockset: Stainless Steel
- Hinges: Stainless Steel
- Colour: Red or other colour on request
- Thickness: 3mm



Fibreglass Cabinet for Helideck Rescue Equipment

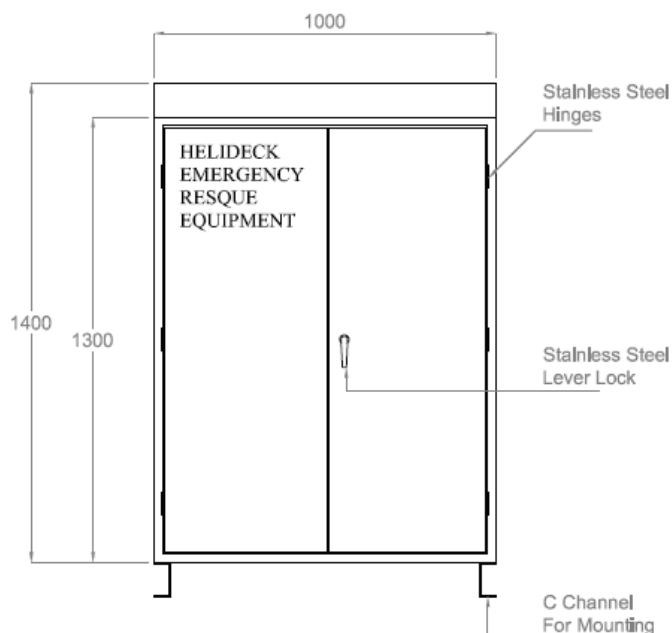



Brand: KILLFIRE

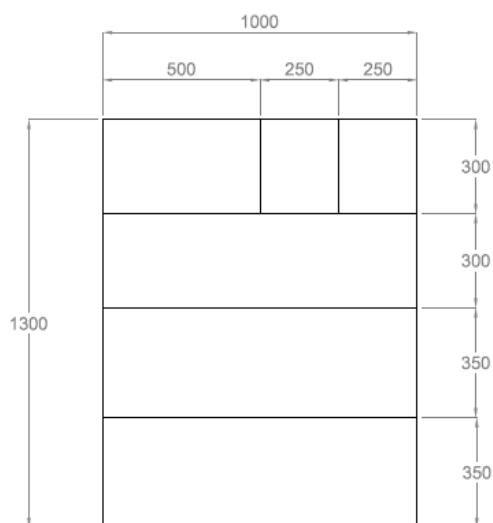
Model: KFB-HRE

Feature and Benefits

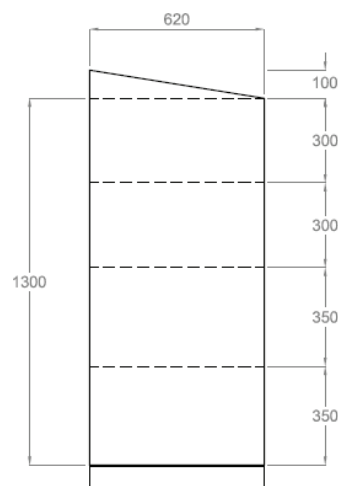
- Material: Fibreglass
- Lockset: Steel or Stainless Steel
- Hinges: Stainless Steel
- Colour: Red
- Thickness: 5mm



Front View



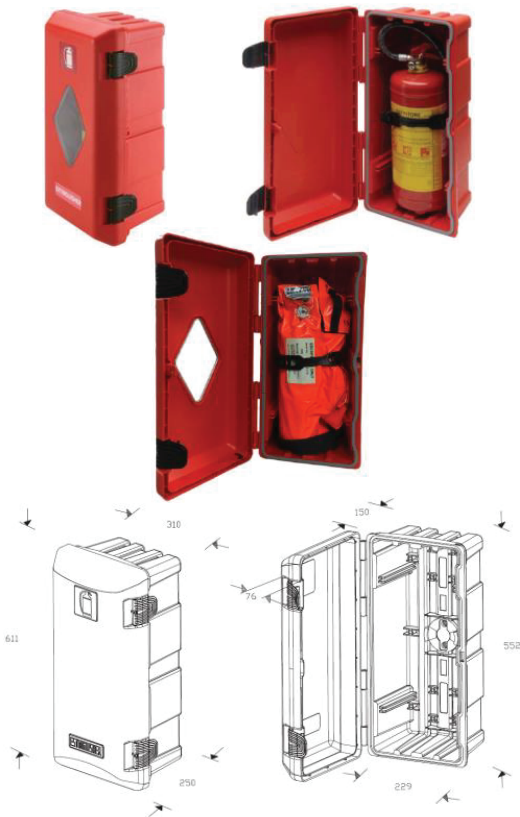
Internal View



Side View



Adamant Cabinet For 6kg DCP Fire Extinguisher / EEBD



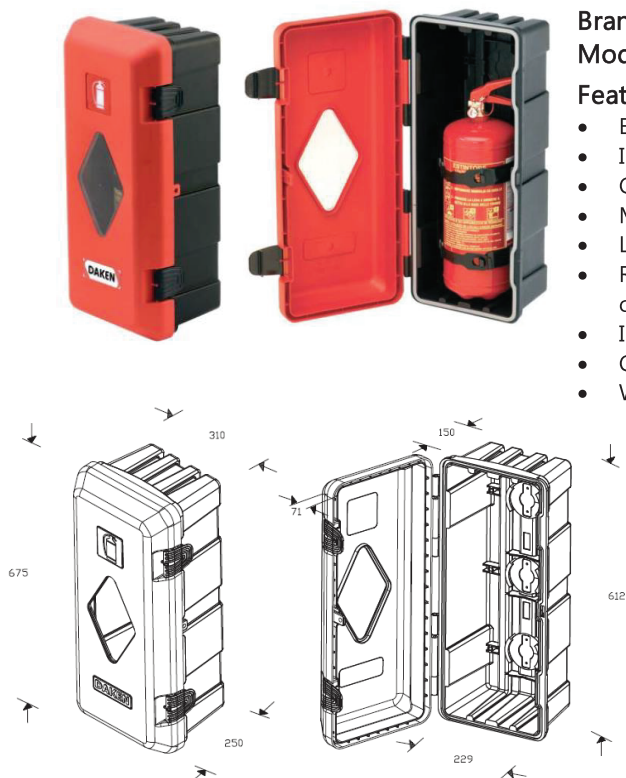
Brand: DAKEN

Model: 82070

Feature and Benefits

- External Dimensions (mm): 611 x 310 x 250
- Internal Dimensions (mm): 552 x 229 x 150
- Clamping Ring Diameter: 160mm
- Material: Polypropylene, Nylon, Polycarbonate
- Lockable against burglary or mishandling.
- Resistance to tensile stress and breakage, resistant to the weather conditions and the UV ray.
- Can be used to put 6kg fire extinguisher or EEBD.
- IP Rating: IP59K
- Colour: Red
- Weight: 3.5kg

Adamant Cabinet For 9kg DCP Fire Extinguisher



Brand: DAKEN

Model: 82030

Feature and Benefits

- External Dimensions (mm): 675 x 310 x 250
- Internal Dimensions (mm): 612 x 229 x 150
- Clamping Ring Diameter: 170/190mm
- Material: Polypropylene, Nylon, Polycarbonate
- Lockable against burglary or mishandling.
- Resistance to tensile stress and breakage, resistant to the weather conditions and the UV ray.
- IP Rating: IP59K
- Colour: Black and Red
- Weight: 5.0kg



Regon Cabinet For 12kg DCP Fire Extinguisher

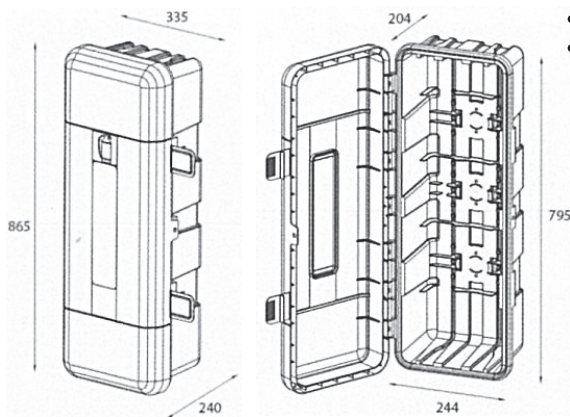


Brand: DAKEN

Model: 82190

Feature and Benefits

- External Dimensions (mm): 865 x 335 x 240
- Internal Dimensions (mm): 795 x 244 x 204
- Clamping Ring Diameter: 170/190mm
- Material: Polypropylene, Nylon, Polycarbonate
- Lockable against burglary or mishandling.
- Resistance to tensile stress and breakage, resistant to the weather conditions and the UV ray.
- IP Rating: IP59
- Colour: Black and Red
- Weight: 3.2kg



Polypropylene Box Fox Double 9kg DCP Fire Extinguisher

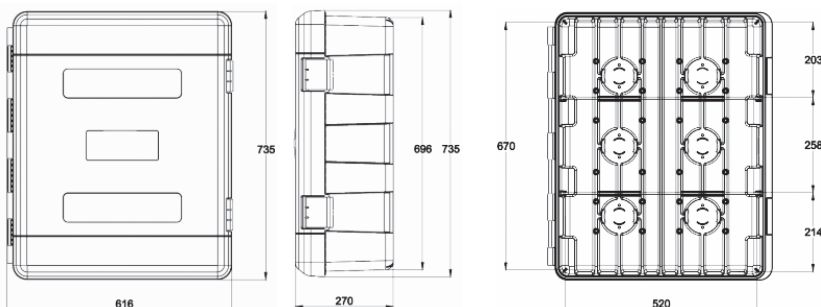


Brand: DAKEN

Model: 85101

Feature and Benefits

- External Dimensions (mm): 616 x 735 x 270
- Internal Dimensions (mm): 520 x 675 x 238
- Material: Polypropylene, Nylon, Polycarbonate
- Resistance to tensile stress and breakage, resistant to the weather conditions and the UV ray.
- Can be used to put double 9kg fire extinguisher or fire hose
- IP Rating: IP59
- Colour: Black and Red
- Weight: 7.2kg





Polypropylene Dual First Aid Box

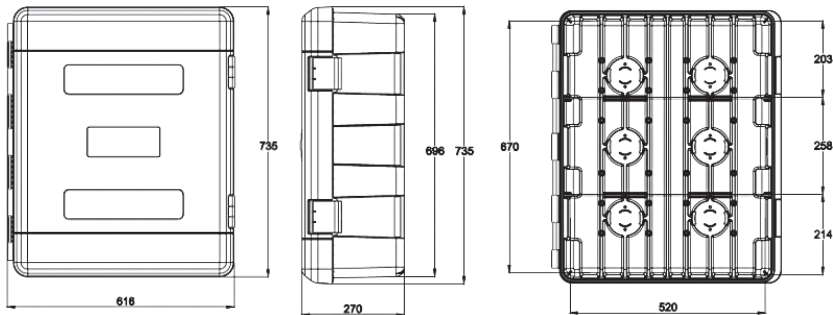


Brand: DAKEN

Model: 85120

Feature and Benefits

- External Dimensions (mm): 616 x 735 x 270
- Internal Dimensions (mm): 520 x 675 x 238
- Material: Polypropylene, Nylon, Polycarbonate
- Resistance to tensile stress and breakage, resistant to the weather conditions and the UV ray.
- Colour: White
- Weight: 7.2kg



KIBOX Key Holder Box c/w Breakable Plastic Window

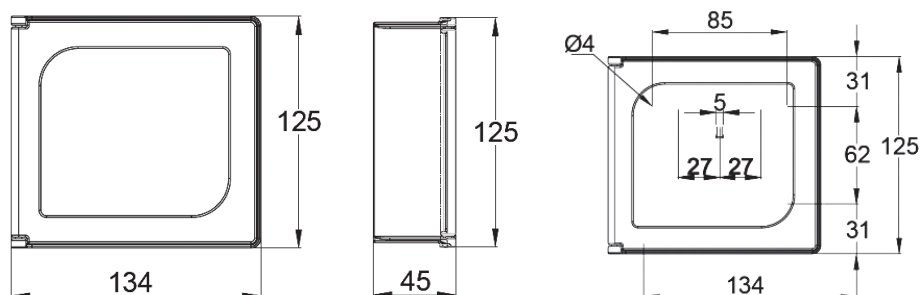


Brand: DAKEN

Model: 82302

Feature and Benefits

- Dimensions (mm): 134 x 125 x 45
- Material: ABS
- Resistance to tensile stress and breakage, resistant to the weather conditions and the UV ray.
- Colour: Red with yellow window
- Weight: 0.17kg



Nozzle Holder



- Brand: KILLFIRE**
Model: KF-NH-B-SS
Feature and Benefits
- Material: Stainless steel (SUS 304)
 - Size: 88mm X 46mm
 - Other Size available

Stainless Steel Door Lockset



- Brand: KILLFIRE**
Model: KF-DL-SS
Feature and Benefits
- Material: Stainless steel-(SS-316)
 - Without Key

*Other sizes available upon request

Side Bolt



- Brand: TAKIGEN**
Model: C-1247-4
Feature and Benefits
- Material: Stainless steel (SUS 304)
 - Size: 150mm x 35mm

Door Handle



- Brand: TAKIGEN**
Model: A-1191N-2-B
Feature and Benefits
- Material: Stainless steel (SUS 304)

Door Stopper



- Brand: TAKIGEN**
Model: B-1450-3
Feature and Benefits
- Material: Stainless steel (SUS 304)

Roller Catcher



- Brand: TAKIGEN**
Model: C-1090-1
Feature and Benefits
- Material: Stainless steel (SUS 316)

Hinge



- Brand: TAKIGEN**
Model: B-1229
Feature and Benefits
- Material: Stainless steel 316 (SUS 316)
 - Size: 44mm X 50mm

Hinge



- Brand: KILLFIRE**
Model: KF-HIN-SS
Feature and Benefits
- Material: Stainless steel- (SUS 316)

Spring Loaded Click and Buckle



- Brand: TAKIGEN**
Model: C-1007-1
Feature and Benefits
- Material: Stainless steel (SUS 304)
 - Size: 90mm X 46mm

Spring Loaded Click and Buckle c/w lock holder



- Brand: TAKIGEN**
Model: C-1152
Feature and Benefits
- Material: Stainless steel-(SUS 304)

Click and Buckle

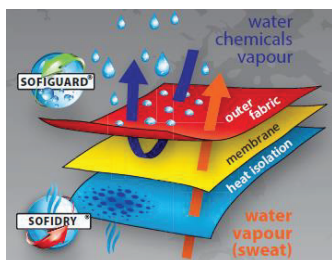


- Brand: KILLFIRE**
Model: KF-CB-SS
Feature and Benefits
- Material: Stainless steel-(SUS 304)



KILLFIRE FIREMAN SUITS & ACCESSORIES

Fireman (Nomex) Jacket and Trouser



Brand: DEVA

Model: DEVA-FS-JK (Patriot)

Feature and Benefits

- EN 469:2005/A1; EN 1149-5 and EN 343/A1 approved.
- Material: Nomex® STRIKE, 220 g/m² - SOFIGUARD® PU Membrane SKIN LINE FR, 145 g/m² ARALINEX, 250 g/m²
- THERMO-TEX® TEST (tested according to EN 469:2005 – annex C) – 2nd / 3rd degree burn.
- Excellent heat-isolating features.
- Top material is equipped by a sufficient impregnation SOFIGUARD® that secures protection against water and chemicals.
- The clothing serves as a protection of fire fighter's body during fire-fighting and during associated activities with an exception of the actions with a presence of chemicals or gases (it only covers a possibility of accidental sprinkle by chemical or flammable liquids).
- Weight: 2.6kg

Fireman (Nomex) Jacket and Trouser



Brand: TECRON

Model: FIRETUF C1

Feature and Benefits

- Approval: NFPA 1971 & UL
- Shell Fabric available in three option: Heavy, Medium & Light
- Sturdy & Durable
- High Value
- Detachable liner, easier to clean, maintain and inspect the condition of moisture barrier
- Radio Pocket on the left chest, corner bartacked
- Drainage holes at bag bottom
- H Shape shoulder braces on Pant – adjustable and detachable
- Fire Hood – Made of Knit material. Made to requirements of NFPA1971 and EN 13911





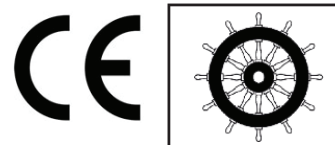
VIKING PS6598 Nomex Fireman Suit



Brand: VIKING
Model: PS6598

Feature and Benefits

- Material: DuPont™ Nomex III
- CE approved according to EN469-2005, 96/98/EC SOLAS.
- A quality fire suit with insulation for extra protection against radiant heat.
- Approved for structural firefighting and provides a balance of comfort and safety for extended wear.
- The features include reflective trims, removable knee pads as well as radio and box pockets.
- Colour: Orange, dark navy blue and red
- Size: M, L, XL



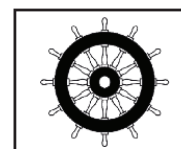
Fire Protective Glove



Brand: VIKING
Model: 61104

Feature and Benefits

- CE Approved according to EN659 and 96/98/EC SOLAS
- Waterproof and fire resistant gloves
- Miscellaneous: - Elastic intake at wrist
 - D-ring for suspension on side of cuff
 - Loop/hook fastener for intake at shaft



Fire Fighter Hood



Brand: VIKING
Model: PS383567

Feature and Benefits

- EN13911 Approval
- Colour: Grey
- Fabric: NOMEX®/Viscose knit, 50/50, 235 g/m2
- Stitching: 100% Meta-Aramide
- Miscellaneous: Elastic inside at face opening
- Main Application: Fire Brigades

Fireman's Heat Resistant Waist Belt



Brand: SEILFLECHTER
Model: SEILFLECHTER-BELT

Feature and Benefits

- CE Approved
- The belt come with a safety line, D ring and carabiner hook
- Material: Black Polyester, flame-retardant according to EN 358
- Belt Length: 1600 mm
- Belt width: 85 mm



Aluminized Fireman Jacket and Trouser Suit

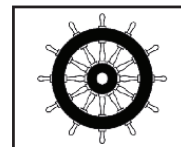


Brand: GIORDANI GIANCARLO

Model: GIORDANI-JK-TR

Feature and Benefits

- MED Approval.
- Conformity with UNI EN ISO 13688:2013 and ISO 15538:2001 standards.
- Jacket and Trousers made of 550 gr/sqm aluminized rayon fiber, outside; Carbon felt lining (70% PREOXIDIZED PAN / 30% POLYESTER) inside.
- The suit has been designed and manufactured to protect industrial workers from brief contacts with flame, from convective heat and from radiant heat.



Aluminized Fire Fighter's Gloves

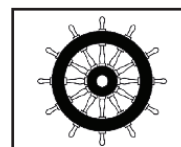


Brand: GIORDANI GIANCARLO

Model: GIORDANI-GL

Feature and Benefits

- EN 659:2008; EN ISO 6530 & MED Approved.
- Palm side black aramide fiber silicon coating, back side aluminized aramide fiber, lining wool/flameproof polyester, membrane 100% polyurethane waterproof and breathable.
- Excellent grip due to the new silicon coating fabric on palm.
- Very high performance
- High performance on dexterity.
- Very high performance on radian heat (more than 25 seconds with heat flux of 40 kw/m2).
- Good cut protection.



	SIZE 8	SIZE 9	SIZE 10	SIZE 11
Palm Width	12.5 cm	13.0 cm	15.0 cm	15.5 cm
Palm Length	12.0 cm	12.5 cm	13.0 cm	13.0 cm
Finger Length	7.5 cm	8.0 cm	8.0 cm	8.5 cm
Total Length	32.0 cm	32.0 cm	32.0 cm	32.0 cm
Back Perimeter	12.0 cm	12.5 cm	13.0 cm	14.0 cm



KILLFIRE FIREMAN HELMET

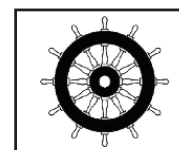
PAB HT04 Fireman Helmet



Brand: PAB
Model: HT04

Feature and Benefits

- EN 443:2008; EN 14458:2004 & MED Approved
- Extreme temperature resistance (up to 1,000°C in a 10 second flash over flames)
- Long-term temperature resistance (up to 250°C /30 min, radiant heat test 14kw/m2).
- Low-temperature classification -30°C.
- Full head protection (including neck and face) interior shock absorber.
- Flame retardant and high temperature resistant composite or thermoplastic.
- Anti-scratch and anti-fog coated external visor (EN 14458:2004)
- Anti-scratch and anti-fog coated internal goggle (EN 166).
- Light weight (1,300g – including visor face shield and neck protector).
- Standard colour range: White, Yellow, Red. (Others on indent)



Colour:



PAB Compacta TW Fireman Helmet



Brand: PAB
Model: Compacta TW

Feature and Benefits

- EN 16471:2014 & EN 16473:2014
- Long-term temperature resistance.
- Effective visibility achieved by luminescent and reflective tape for optimal use in extreme conditions.
- Flame retardant chinstrap – tested to prevent skin irritation.
- Flame retardant and high temperature resistant thermoplastic.
- Anti-scratch and anti-fog coated external visor.
- Standard colour range: White, Yellow, Red. (Others on indent)



Colour:



Fire Retardant Fireman Outfit



Brand: YF
Model: KF-O-JT-45

Feature and Benefits

- Material: Nomex IIIA
- Colour: Orange
- Other Colour Upon Request

Double Fold Stretcher



Brand: KILLFIRE
Model: STRCHR-DF

Feature and Benefits

- Product Size: L206cm x W52cm x H14cm
Folding Size: L103cm x W18cm x H10cm
- Outrigger is made of high strength aluminum alloy.
- Canvas is water proof, fire proof and easy to clean.
- Foldable and comes with bag.
- Light weight and portable.
- Load Bearing: Less than 159kg

HARVIK Firefighter Boots



Brand: HARVIK
Model: 9687L

Feature and Benefits

- MED Approved
- European Standard CE Approved – EN 15090: 2006 (F2 IS H13 P T CI) EN ISO 20345: 2004 (SB P E CI SRA) CSA Z195-09 / ASTM F 2413-11
- Grade 1 Toe protection.
- Penetration resistance.
- 18 kV Electric Shock Resistance (ESR) protection.
- Chemical Resistant: Sole & Upper – Resistant towards mild acids and alkalines.

EU SIZE	36	37	38	39	40	41	42	43	44	45	46	47	48	49	50
UK SIZE	3½	4	5	5½	6½	7½	8	9	9½	10½	11	12	13	13½	14½
US SIZE	4½	5	6	6½	7½	8½	9	10	10½	11½	12	13	14	14½	15½

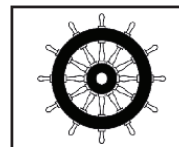


KILLFIRE BREATHING APPARATUS

Self Contained Breathing Apparatus (SCBA)



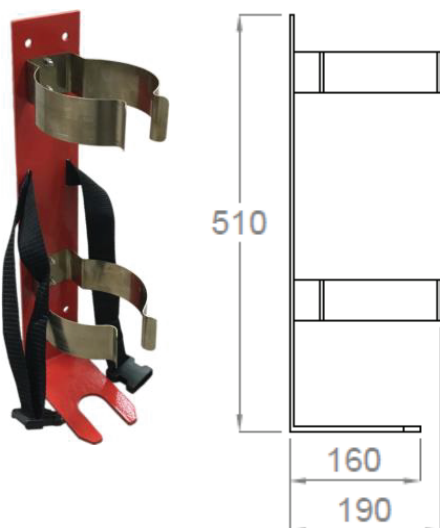
Brand: SCOTT
Model: Sigma 2 Type 2



Feature and Benefits

- Approved to MED and EN137:2006 Type 2.
- Proven high performance pneumatic system.
- Compact first breath activated demand valve with bypass.
- Ergonomically designed lightweight backplate and type 2 harness.
- Kevlar blend flame retardant webbing with Kevlar cylinder band.
- Wide choice of facemasks from the Vision 3, Promask PP and Panaseal ranges.
- Corrosion resistant Nickel plated components.
- Simple operation for users.
- All components are user serviceable, low cost and easy to maintain.
- Will accept wide range of 200 and 300 bar cylinders.
- Weight: Single configuration (less cylinder) 2.3kg
Single configuration & Facemask (less cylinder) 3.0kg
Complete Set 12.0kg
- Dimensions: Length 600mm, Width 278mm
Depth (with 6.8 litre 300 bar Cylinder) 200mm

Bracket for Breathing Apparatus



Brand: KILLFIRE
Model: BA Bracket

Feature and Benefits

- Material: Mild Steel 9.0mm thickness
- Coating: first coating with Grey colour Jotun Penguard Primer, finishing with Red RAL 3000 Jotun Paint
- Holder Material – Stainless steel SS304

Selectable Gallonage Nozzle with Pistol Grip



Brand: PROTEK

Model: 366

Feature and Benefits

- 30-60-95-125 GPM (115-230-360-475 LPM)
- Use Foam Tube Style #213
- Service Kit #1001

Style	Inlet Size	Length	Weight Lbs (kg)	Flow Setting	
				GPM	LPM
366	1.5" (38mm)	9" (228mm)	3.9 (1.7kg)	30-60-95-125	115-230-360-475

Industrial Nozzle



Brand: PROTEK

Model: 372-BC

Feature and Benefits

- Bronze Construction with pistol grip
- 60, 95 or 125 GPM (230, 360 or 475 LPM)
- Use Foam Tube #212
- Service Kit #1001-BC

Style	Inlet Size	Length	Weight Lbs (kg)	Flow Setting	
				GPM	LPM
372-BC	1.5" (38mm)	8.5" (216mm)	7.5 (3.4kg)	60, 90 or 125	230, 360 or 475

Selectable Gallonage Nozzle with Pistol Grip



Brand: PROTEK

Model: 368

Feature and Benefits

- 95-125-150-200-250 GPM (360-475-550-750-950 LPM)
- Use Foam Tube #215
- Service Kit #1002

Style	Inlet Size	Length	Weight Lbs (kg)	Flow Setting	
				GPM	LPM
368	2.5" (65mm)	11" (279mm)	6.3 (2.8kg)	95-125-150-200-250	360-475-550-750-950

Selectable Gallonage Nozzle with Pistol Grip



Brand: PROTEK

Model: 368-BC

Feature and Benefits

- Bronze Construction
- 95-125-150-200-250 GPM (360-475-550-750-950 LPM)
- Use Foam Tube #214
- Service Kit #1002-BC

Style	Inlet Size	Length	Weight Lbs (kg)	Flow Setting	
				GPM	LPM
368-BC	2.5" (65mm)	11" (279mm)	14.7 (6.7kg)	95-125-150-200-250	360-475-550-750-950



KILLFIRE PROTEK - FIRE MONITOR

Industrial Monitor



605 monitor shown with 367-BCTO nozzle

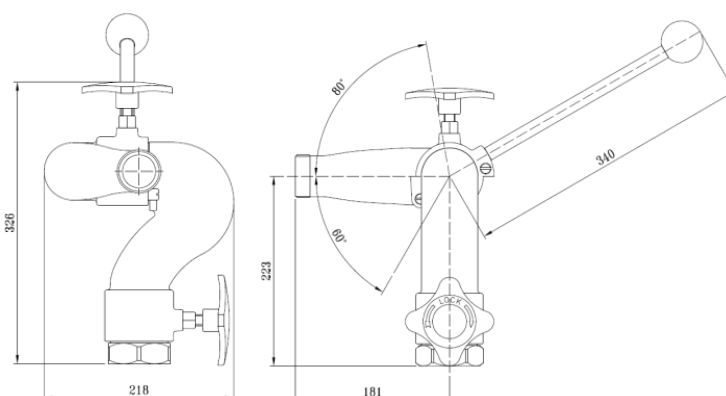
Specification - 605				
Max. GPM (LPM)		500 (1900)		
Inlet	Size	2"	2.5"	3"
	Type	Female Thread	Flange	
Outlet		1.5"		
Control		Tiller Bar		
Material		Brass		
Finish		Red Powder Coating		
Friction Loss		28 psi at 500 gpm		
		15 psi at 350gpm		
Travel		140° Vertical		
		360° Rotation		
Weight		19 lbs. (9kg)		
Certification		CE Approved		

Brand: PROTEK

Model: 605

Feature and Benefits

- Corrosion resistant bronze construction idea for marine, offshore, industrial or corrosive environment.
- Full 2¼" waterway for flow rate of up to 500 GPM (1900 LPM)
- Cast-in turning vanes for efficient flow and minimal friction loss.
- Full 360° rotation.
- Vertical travel of 140° from 80° above and 60° below horizontal.
- Positive friction locks with brass knob for both horizontal and vertical travel to hold desired position.
- Operating pressure of 200 psi (14 bar).
- Stainless steel lever for durability and easy control.



Industrial Monitor



636 monitor shown with 823-BC nozzle

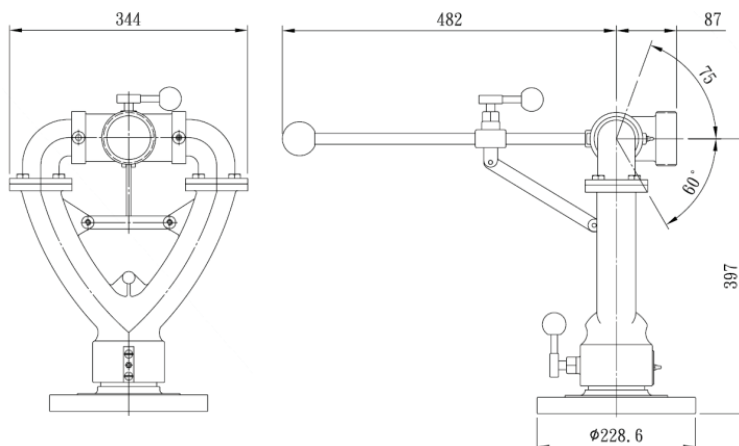
Specification - 636					
Max. GPM (LPM)		750 (2900)			
Inlet	Size	3"	4"	6"	2.5"
	Type	Flange			Female Thread
Outlet		2.5"			
Control		Tiller Bar			
Material		Brass			
Finish		Red Powder Coating			
Friction Loss	35 psi at 750 gpm				
	18 psi at 500gpm				
Travel	135° Vertical				
	360° Rotation				
Weight		44 lbs. (20kg)			
Certification		FM Approved			

Brand: PROTEK

Model: 636

Feature and Benefits

- Corrosion resistant bronze construction idea for marine, offshore, industrial or corrosive environment.
- Full 2.5" waterway for flow rate of up to 750 GPM (2900 LPM).
- Full 360° rotation.
- Vertical travel of 135° from 75° above to 60° below horizontal.
- Positive friction locks for both horizontal and vertical travel to hold desired position.
- Operating pressure of 200 psi (14 bar).
- Stainless steel lever for durability and easy control.





KILLFIRE PROTEK - FIRE MONITOR

Industrial Monitor



649 monitor shown with 848-BC nozzle

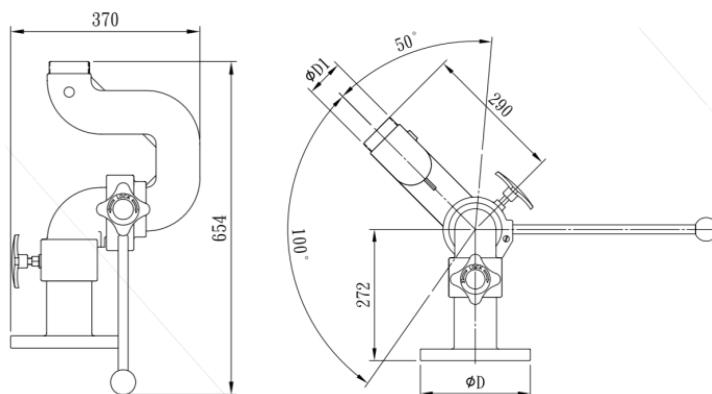
Specification - 649				
Max. GPM (LPM)		1250 (4800)		
Inlet	Size	3"	4"	3"
	Type	Flange		Female Thread
Outlet		2.5"		
Control		Tiller Bar		
Material		Bronze		
Finish		Red Powder Coating		
Friction Loss	18 psi at 1250 gpm			
	15 psi at 1000gpm			
Travel	150° Vertical			
	360° Rotation			
Weight		56 lbs. (25kg)		
Certification		FM & CE Approved		

Brand: PROTEK

Model: 649

Feature and Benefits

- FM approved.
- Full 3" waterway for flow rate of up to 1250 GPM (4800LPM).
- Cast-in turning vanes for efficient flow and minimal friction loss.
- Full 360° rotation.
- Vertical travel of 150° from 90° above and 60° below horizontal.
- Positive friction locks with brass knob for both horizontal and vertical travel to hold desired position.
- Operating pressure pf 200 psi (14bar).
- Stainless steel lever for durability and easy control.



Industrial Monitor



736 monitor shown with 823-BC nozzle

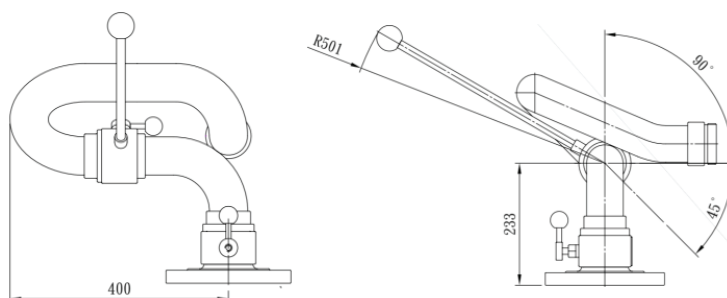
Specification - 736					
Max. GPM (LPM)		1250 (4800)			
Inlet	Size	3"	4"	6"	3"
	Type	Flange			Female Thread
Outlet		2.5"			
Control		Tiller Bar			
Material		Brass			
Finish		Red Powder Coating			
Friction Loss		24 psi at 1250 gpm			
		20 psi at 1000gpm			
Travel		135° Vertical			
		360° Rotation			
Weight		44 lbs. (20kg)			
Certification		FM Approved			

Brand: PROTEK

Model: 736

Feature and Benefits

- Smooth internal waterway for efficient flow.
- Seamless brass 2.5" waterway for flow rate of up to 1250 GPM (4800 LPM).
- Full 360° rotation.
- Vertical travel of 135° from 90° above and 45° below cast brass swivel joints.
- Stainless steel balls in all swivels.
- Positive friction locks for both horizontal and vertical travel to hold desired position.
- Operating pressure of 200 psi (14 bar).
- Stainless steel lever for durability and easy control.





KILLFIRE PROTEK - FIRE MONITOR AND NOZZLE

Dual-Purpose Portable Ground Monitor

Brand: PROTEK

Model: 622-1 / 622-2



Feature and Benefits

- Full 3" waterway for flow rate of up to 1250 CPM (4800LPM).
- Full 180° rotation.
- Vertical travel of 63° from 12° to 75° above with inbuilt 37° safety stop from 18° to 55° above.
- Carbide-tipped spikes for extended resistance to wear.
- Large handle for excellent portability.
- Fully enclosed worm gear is protected from the elements.
- Dual integrated ball shut off enables shut off at both monitor inlet for enhanced control and flexibility.
- Compatible with a wide range of Protek nozzles and accessories.



622-1 monitor shown with 847 nozzle



622-2 monitor shown with 847 nozzle



Carbide-tipped spike for extended wear resistance

		622-1	622-2
Max. GPM (LPM)		1000 (3800)	800 (3030)
Inlet	Size	2.5" to 5"	2.5" (x 2)
	Type	Thread	Thread
Outlet		2.5"	2.5"
Control		Single Hand-Wheel	Single Hand-Wheel
Material		Alloy	Alloy
Finish		Red Powder Coating	Red Powder Coating
Friction Loss	18 psi at 1000 gpm		15 psi at 800 gpm
	12 psi at 700gpm		12 psi at 750gpm
Travel	12° to 75° Vertical		12° to 75° Vertical
	180° Rotation		180° Rotation
Weight		32 lbs. (15kg)	32 lbs. (15kg)

Portable Oscillating Ground Monitor

Brand: PROTEK

Model: 625-1 / 625-2

Feature and Benefits

- Produces effective sweeping water stream, designed for attack, cooling, protection and hazmat situations.
- Powered by a water-driven turbine that sweeps the outlet back and forth in a smooth and powerful motion while unmanned.
- The water-driven turbine induces the nozzle to oscillate at adjustable 12.5°, 15°, 20° or 25° either side of the center.
- The on/off knob can be activated to stop oscillation at any point.
- The oscillating mechanism can be disengaged to enable manual horizontal rotation. Elevation is adjustable between 20° and 60° unmanned.
- Carbide tipped spikes at the base is resistant to long-term wear and provide excellent ground stability.
- Large handle for excellent portability & Inbuilt pressure gauge.
- Powder coating provides additional resistance to corrosion and wear.



		625-1	625-2
Max. GPM (LPM)		500 (1900)	500 (1900)
Inlet	Size	2.5"	2.5" (x 2)
	Type	Female Thread	Female Thread
Outlet		2.5"	2.5"
Control		Manual	Manual
Material		Alloy	Alloy
Finish		Red Powder Coating	Red Powder Coating
Travel		40° Vertical	40° Vertical
Oscillating Degree	12.5°, 15°, 20°		12.5°, 15°, 20°
	Either Side		Either Side
Min. Oscillating Pressure		50 psi (3.5 bar)	50 psi (3.5 bar)
Weight		28 lbs. (13kg)	35 lbs. (16kg)

Selectable Gallonage Monitor Nozzle



Brand: PROTEK

Model: 847

Feature and Benefits

- 300-400-500-600 GPM (1200-1600-2000-2400 LPM)
- Change flow setting without shutting down
- Weight: 3 kg

Adjustable Flow-Baffle Monitor Nozzle



Brand: PROTEK

Model: 820-BC

Feature and Benefits

- 200, 250, 350 GPM (750, 950, 1325 LPM)
- Varying flow settings with an easy turn of the baffle
- Spinning Teeth
- Optional 2.5" inlet size
- Weight: 3.3 kg

Adjustable Flow-Baffle Monitor Nozzle



Brand: PROTEK

Model: 823-BC

Feature and Benefits

- 300, 500, 700 GPM (1140, 1900, 2660 LPM)
- Fixed teeth
- Inbuilt Stream Shaper for maximum reach
- FM Approved
- Weight: 5.8 kg



Selectable Gallonage Monitor Nozzle



Brand: PROTEK

Model: 848-BC

Feature and Benefits

- 300-400-500-600 GPM (1200-1600-2000-2400 LPM)
- Change flow setting without shutting down
- Weight: 10 kg

Self-Educting Monitor Nozzle



Brand: PROTEK

Model: 888-BC

Feature and Benefits

- 350, 500, 750 GPM (1325, 1900, 2900 LPM)
- Interchangeable orifice plates for various induction rates
- Metering capability of ½%, 1%, 3% or 6%
- 8" pickup hose
- Weight: 9.8 kg



KILLFIRE ALARM PANEL

Fire Alarm Panel



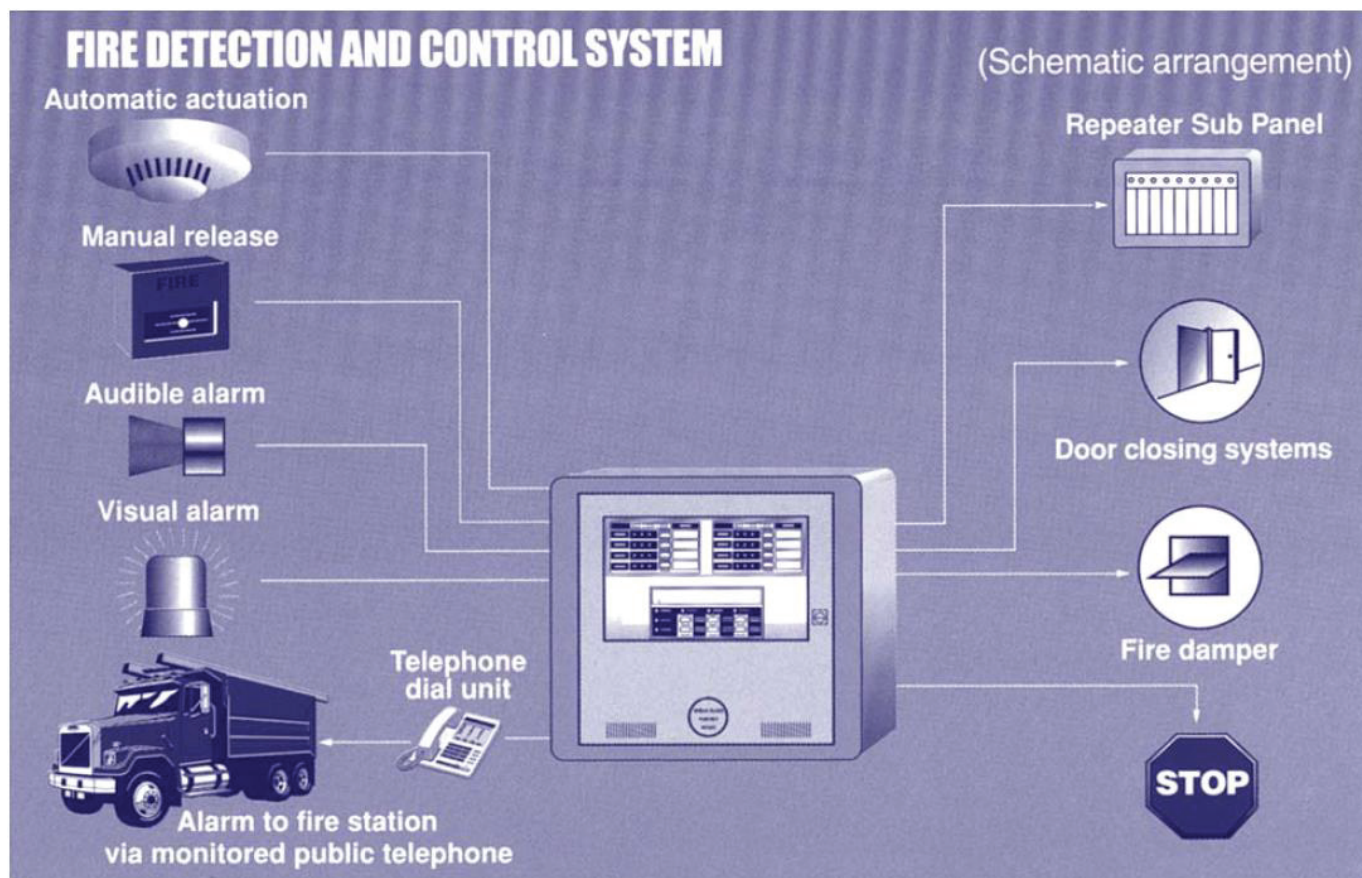
Brand: PATENT

Model: System 88

Feature and Benefits

- Fire usually go undetected, as a result, leading to large scale fires which damages properties and assets.
- Detection of a fire by chance must, therefore, be absolutely eliminated. Time saving and automatically fire protection and control actions are, therefore, the ideal demands in this modern fire protection.

No. of Zones	Model Number	Battery Size (AH)	Charger Size (Amp)
4 Zones	PS8-4M	7AH	1.5
8 Zones	PS8-8M	7AH	1.5
12 Zones	PS8-12M	7AH	2
16 Zones	PS8-16M	7AH	2
20 Zones	PS8-20M	7AH	2





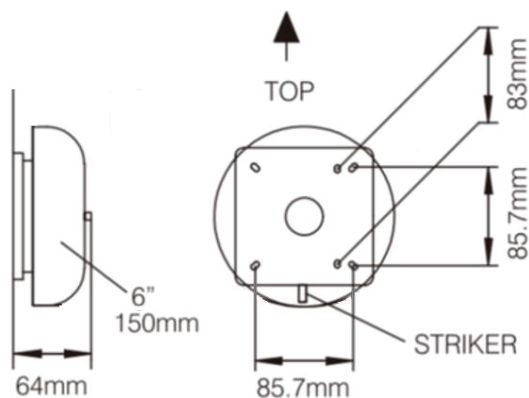
Fire Alarm Bell



Brand: KOBISHI
Model: MBA-6-24

Feature and Benefits

- UL Listed.
- DC: 12.1mA
- FWR: 12.4mA
- UL: 83dB
- Typical: 87dB
- 24VDC
- Indoor / outdoor
- Wall mount only
- Low current consumption



Manual Call Point



Brand: KAC
Model: MCP / WCP

Feature and Benefits

- Unique 'Plug & Play' installation concept
- Total 'Flex-Ability' in the choice of operating element
- Anti-Tamper facility
- Enhanced aesthetics
- Fully approved to the latest standards
- Backward compatibility
- CPD Approved



Smoke Detector



Brand: WIZMART
Model: NB740-S-1M

Feature and Benefits

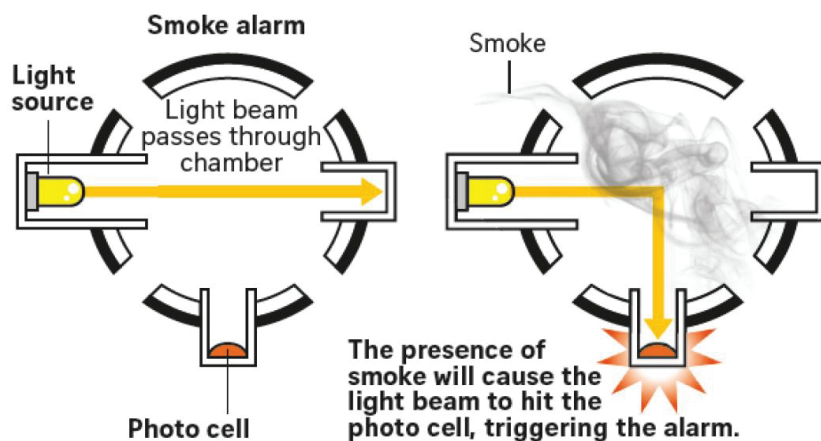
- Certified to VdS 2344, VdS 3131 and EN 14604.
- Photoelectric smoke sensing chamber technology.
- Smoke chamber fault monitoring.
- Test and Hush features in a single button.
- Test condition verifies battery and alarm operation.
- Hush feature reduces smoke sensitivity if the alarm is not a real fire. The hush time is 9 minutes.
- Alarm memory allows easy identification of a unit that has previously been in the Alarm condition.
- Loud 85 dB sounder to alert occupants.
- Sealed 3 V lithium battery, with 10 years life.
- When the unit is removed from the mounting base, power is automatically internally disconnected.
- 30 days low battery warning signal.
- Interconnection function available on some models to connect up to 16 units together.
- Easy installation, low maintenance and low quiescent current consumption.
- Weight: 0.12kg

Specifications Summary

Power source	3 V lithium battery
Alarm response threshold	0.10 dB/m ~ 0.16 dB/m
Visual alarm indicator	Red LED
Local Alarm Memory Indicator	Green LED
Audible alarm sounder output	≥ 85 dB @ 3 m
Number of interconnected units	16
Low battery signal	Audible signal each 30s for 30 days
Operating temperature	0°C ~ +45°C
Operating humidity	10% - 90% RH, non-condensing
Dimensions	φ 102mm x 37mm

HOW IT WORKS:

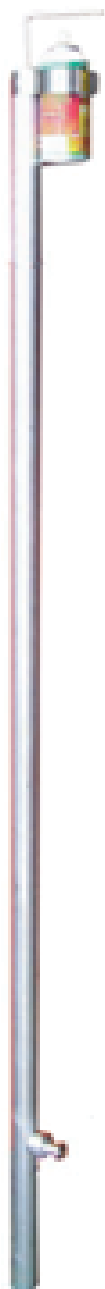
Photoelectric smoke alarms are most commonly used in homes as they can quickly detect smoke from burning fabric and furniture.





DETECTOR TESTER

Smoke Detector Tester Applicator c/w Test Gas



Brand: KILLFIRE
Model: KTA 35A

Feature and Benefits

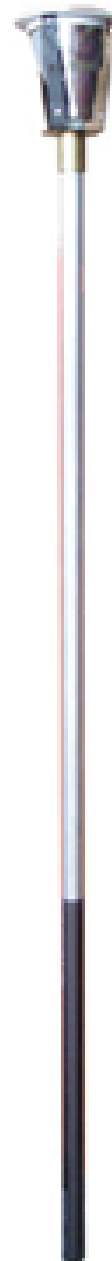
- 1.5m x Dia 1" Light Weight Aluminum Pole
- The aluminum pole may be extended in step of 1.5m.
- However for detector height exceeded the above requirements, the use of ladder or approved scaffolding may become necessary.
- Origin: Singapore

Heat Detector Tester

Brand: KILLFIRE
Model: KTA 45A

Feature and Benefits

- 1.5m x Dia 1" Light Weight Aluminum Pole
- Heating element 220V / 100W
- Cable length: 15m
- Origin: Singapore



Smoke Detector Tester



Brand: KILLFIRE
Model: KTA 25S

Feature and Benefits

- Smoke Detector Tester puts both photoelectric and ionization smoke detectors through their paces to ensure that their circuitry and alarm systems are functioning and that they are actively sampling the air for any hint of a fire. The patented formulation of aerosol particles simulates the entire range of fire conditions giving you the confidence of knowing your fire alarm system will respond promptly to any kind of fire condition.
- Testing a smoke detector by pushing the button only checks the testing circuit. This "canned smoke" actually tests the smoke sensor.
- UL listed, this product is approved for testing smoke detectors function per NFPA 72 par. 8-2.4.1 when used per the included instructions.

SOLO A5 Smoke Detector Tester



Brand: SOLO
Model: SOLO-A5-001

Feature and Benefits

- Flammable.
- Designed for use with the SOLO 330 dispensers.
- Capacity: 250ml

SOLO A10 Smoke Detector Tester



Brand: SOLO
Model: SOLO-A10-001

Feature and Benefits

- Non-flammable, HFC-Free.
- For use with Solo 330 dispenser.
- Capacity: 150ml

SOLO A10S Smoke Detector Tester



Brand: SOLO
Model: SOLO-A10S-001

Feature and Benefits

- Non-flammable, HFC-Free.
- For use with Solo 330 dispenser.
- Capacity: 250ml

SOLO C3 Carbon Monoxide Detector Tester



Brand: SOLO
Model: SOLO-C3-001

Feature and Benefits

- The only way to verify a CO detector is to introduce CO into the sensor of the detector.
- Genuine and non-flammable CO stimulus.
- Controlled delivery.
- Designed for use with Solo 330/332 dispenser.

SOLO A7 Detector Duster



Brand: SOLO
Model: SOLO-A7-001

Feature and Benefits

- Non-flammable.
- Powerful, Simple to use and Non-abrasive.
- Designed to provide a fast and effective way of removing dust and dirt from the detector.
- Capacity: 250ml



KILLFIRE DETECTOR TESTER

SOLO 330 Aerosol Dispenser



Brand: SOLO
Model: SOLO-330-001



Feature and Benefits

- UL Listed.
- Dispenser and patented diaphragm contain particles - conserves test gas / smoke
- Strong - to withstand rigours of daily use
- Clear cup – enables view of the detector LED while testing
- Universal - suits most detectors
- Designed for use at height and at angles.
- Interchangeable with all other tools on SOLO poles.
- Lifetime warranty.

SOLO Cordless Heat Detector Tester



Brand: SOLO
Model: SOLO-461-001



Feature and Benefits

- UL & ULC Listed.
- Using the unique Cross Air Technology, air is heated and blown across the cup ensuring the heat source is directed at the sensor and not the plastic components or casing.
- Detector manufacturer endorsed.
- Ultra safe – no cables to trip over.
- Rapid activation.
- Lightweight and simple to use.
- Universal – suitable for use on most detectors.
- Designed for use at height and at angles.
- Battery powered (supplied with 2 Battery Batons and a fast charger).
- Suits fixed temperature, rate-of-rise and combination detectors up to 194°F / 90°C.



KILLFIRE DETECTOR TESTER

SOLO Heat Detector Tester (Mains Powered)



Brand: SOLO

Model: SOLO-423-001 or SOLO-424-001

Feature and Benefits

- Mains powered: SOLO-423-001 - 110/220V
SOLO-424-001 - 220/240V
- Suits fixed temperature, rate-of-rise and combination detectors up to 194°F / 90°C.
- Rapid activation times.
- Lightweight and simple to use.
- Universal suitable for use on most detectors.
- Designed for use at height and at angles.
- Supplied with 5m / 16ft cable.

SOLO Universal Detector Removal Tool



Brand: SOLO

Model: SOLO-200-001

Feature and Benefits

- Compatible with most detectors, the SOLO 200 features colour-coded heads which rotate to provide a combination of settings and lock into place to fit different sized detectors.
- Universal design – suits most detectors.
- Suitable for use on angled ceilings.
- Lightweight.
- Lifetime warranty.





KILLFIRE DETECTOR TESTER

Multi-Stimulus Detector Testing



Brand: TESTIFIRE
Model: TESTIFIRE-1001-001

Feature and Benefits

- UL Listed.
- Testifire is the world's first 3-in-1 detector tester with optional communications module and audit trail facility.
- Its design enables fast and efficient testing of Smoke, Heat or CO fire detectors and, with the ability to test with these stimuli sequentially or simultaneously, it is also the perfect tool for testing multi-sensor detectors.
- Smoke, Heat and CO stimuli are all created in the single unit that is Testifire. There are no pressurized canisters of gas and stimuli are generated as required using processes fueled by replaceable capsules.
- Overall significant time savings and productivity enhancements through:
 - deployment of latest-technology stimuli generation and delivery
 - replacement of multiple tools with a single tester
 - dramatic reduction in detector and system reset times through use of clearing mode
- Substantial reduction in test times through combined stimuli deployment on multi-sensor detectors
- Unique ability to activate detectors using complex interdependent sensor algorithms

User Interface

Test modes and cycles are selected and programmed via the user interface. Multiple languages are available in the set-up procedure.

Test cycle feedback is provided by two LEDs which flash according to the type of test selected and progress of the test.




SOLO Telescopic Access Poles



Brand: SOLO
Model: SOLO-100-001 or SOLO-101-001

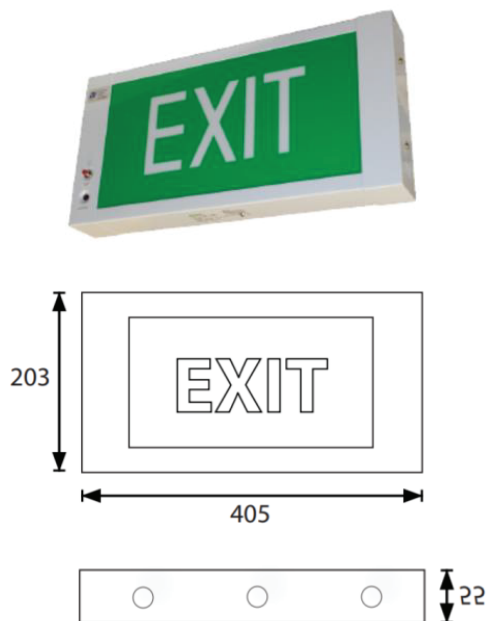
Feature and Benefits

- Light – easy to use at height on-site.
- Non-whip – even at height.
- Certified non-conductive – protecting both the engineer and overhead live equipment from inadvertent shorts.
- Lifetime warranty.
- SOLO-100-001: From 1.26m to 4.5m in 4 sections for access up to 6m.
- SOLO-101-001: 1.13m length





LED Slim Box Emergency Exit Sign



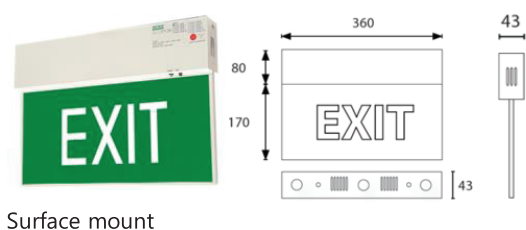
Brand: DENKO
Model: BLEX W2001M

Feature and Benefits

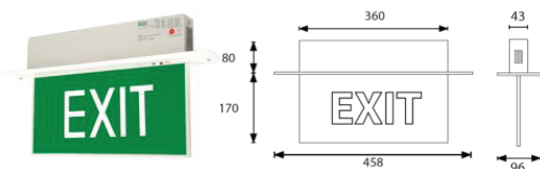
- Self-contained unit of rigid-steel construction and attractively finished.
- Ideal for public locations such as industrial, commercial building, factories and warehouses.
- The High Flux White LED has low power consumption and is environmentally friendly.
- Low-voltage cut-off to prevent over-discharge of battery.
- Main supply: 230V AC 50Hz/60Hz
- Power consumption: 3VA
- Emergency duration: 3 hours
- Operating Temperature: 0°C - 50°C
- IP Rating: IP20
- Installation: Ceiling, wall or pendant mounting
- Cable entry: 4 x 20mm Ø knockout hole
- Compliance: SS 563-1:2010; SS 563-2/A1:2013; SS 263-2 (IEC 60598-2-22)/A2:2008
- Weight (Nett/Gross): 1.9kg / 2.1kg



LED Slim Emergency Exit Sign



Surface mount



With recessed panel

Brand: DENKO
Model: EmEX 1602M

Feature and Benefits

- Designed for easy installation and maintenance.
- Optional recess plate and bracket available.
- Samsung LED lamps provide high efficiency, durability and low energy consumption.
- Low-voltage cut-off to prevent over-discharge of battery.
- Main supply: 230V AC 50Hz/60Hz
- Power consumption: 3VA
- Emergency duration: 3 hours
- Operating Temperature: 0°C - 50°C
- IP Rating: IP20
- Installation: Ceiling, wall or pendant mounting
- Cable entry: 3 x 20mm Ø knockout hole
- Compliance: SS 563-1:2010; SS 563-2:2010/A1:2013; SS 263-2:1998 (IEC 60598-2-22) /A2:2008
- Weight (Nett/Gross): 1.2kg / 1.4kg



Decorative White LED Twin-Flood Emergency Light Weatherproof



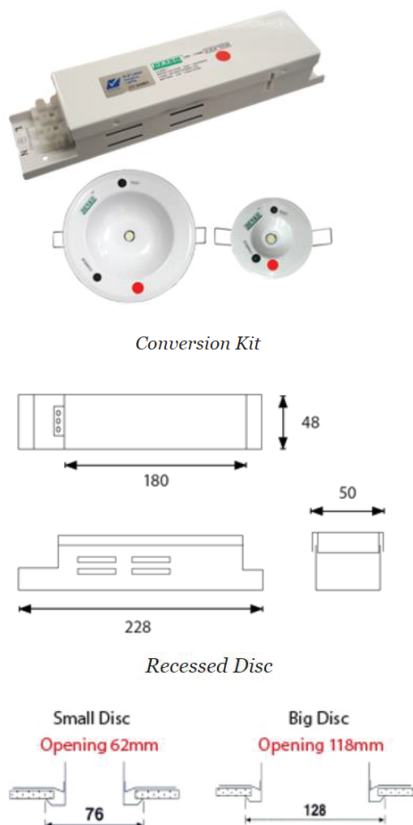
Brand: DENKO
Model: DL 2301NM (WP)

Feature and Benefits

- Designed for easy installation and maintenance.
- Optional recess plate and bracket available.
- Samsung LED lamps provide high efficiency, durability and low energy consumption.
- Low-voltage cut-off to prevent over-discharge of battery.
- Main supply: 230V AC 50Hz/60Hz
- Power consumption: 3VA
- Emergency duration: 3 hours
- Installation: Wall mounting
- Cable entry: 1 x 20mm Ø knockout hole
- Compliance: SS563; SS263 pt.2; IEC 61347-2-7; IEC 61347-2-13; IEC 61347-1; IEC 62384; IEC 62301; IEC 62471
- Weight (Nett/Gross): 1.9kg / 2.0kg



Decorative White LED Twin-Flood Emergency Light



Brand: DENKO
Model: LED 11 NM (Small/Big)

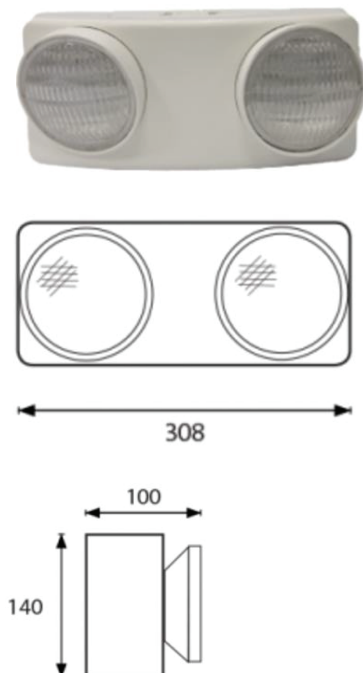
Feature and Benefits

- Self-contained LED emergency light for recessed installation on ceilings.
- Suitable for various indoor environments such as retail, commercial, hospitality and healthcare industries.
- LED lamps provide high efficiency, durability and low energy consumption.
- Comes with option for small or big disc.
- Low-voltage cut-off to prevent over-discharge of battery.
- Lamp: 1W / 3W High flux white LED
- Operating temperature: 0°C - 50°C
- Main supply: 230V AC 50Hz/60Hz
- Power consumption: 2VA
- Emergency duration: 3 hours
- IP Rating: IP20
- Installation: Recessed
- Compliance: SS 563-2:2010; SS 263-2 (IEC 60598-2-22) /A2:2008
- Weight (Nett/Gross): Control gear: 0.5 kg / 0.55 kg
Small disc: 0.1 kg / 0.11 kg
Big disc: 0.2 kg / 0.22 kg





Decorative White LED Twin-Flood Emergency Light



Brand: DENKO
Model: DL 2301NM

Feature and Benefits

- Designed for indoor installations.
- It is energy saving and can be easily installed in public areas such as staircase landings, walkways and escape routes.
- Housed in injection moulded thermoplastic casing, the unit is lightweight yet sturdy.
- Low-voltage cut-off to prevent over-discharge of battery.
- Main supply: 230V AC 50Hz/60Hz
- Power consumption: 3VA
- Emergency duration: 3 hours
- Lamp: 2 W High Flux White LED
3 W High Flux White LED
- Installation: Wall or pendant mounting
- Cable entry: 1 x 20mm Ø knockout hole
- Compliance: SS 563-2:2010; SS 263-2 (IEC 60598-2-22)/A2:2008
- Weight (Nett/Gross): 1.2kg / 1.3kg



LED Twin Flood Emergency Lighting



Brand: DENKO
Model: EmDL 203NM/205NM

Feature and Benefits

- Designed for Portable or Wall Mount Emergency Lighting
- Comes with Adjustable two lamp which allows flexibility in angle of projection
- Housed in: Casing - Electro-galvanised steel casing with epoxy powder coating
Lamphead - High temperature polycarbonate
- Low-voltage cut-off to prevent over-discharge of battery.
- Main supply: 230V AC 50Hz/60Hz
- Power consumption: 3VA
- Emergency duration: 3 hours
- Lamp: 2 W High Flux White LED
5 W High Flux White LED
- Installation: Wall or pendant mounting
- Cable entry: 1 x 20mm Ø knockout hole
- Compliance: SS 563-2:2010; SS 263-2 (IEC 60598-2-22)/A2:2008
- Weight (Nett/Gross): EmDL 203NM: 1.55 kg / 1.75 kg
EmDL 205NM: 1.70 kg / 1.90 kg
- Suitable for all places like supermarkets, factories, schools, banks, restaurants, hospitals, offices, etc.





Loud Hailer – JEC Megaphone



Brand: JEC

Model: SJM-740SW

Feature and Benefits

- MIC, SIREN & WHISTLE
- Power : Max. 35W, Rated 23W
- Power Source : DC 12V (CM1.5V x 8PCS)
- Dimensions : 211 x 365mm
- City Area : 442 yards
- Net Weight (without battery) : 1.7Kg
- Out Side of the City : 1,216 yards
- Battery Life (Voice) : 10 hours
- Performs great effect to the use at construction site, police station, fire station, school event, outdoor convocation or wide area where many people (200~300) gather.

Loud Hailer – Soundtech Megaphone



Brand: Soundtech

Model: GMP-867S

Feature and Benefits

- Power : Max. 15W
- Power Source : 1.5V (Size C) dry cell x 6 (SUM-2)
- Dimensions : 170 x 310mm
- Net Weight (without battery) : 0.9Kg
- Frequency Range: 450Hz~7.0KHz
- Audio Range: Approx. 250m
- Battery Life (Voice) : 6 hours
- Big power and light weight, easy assembly and installation, easy to carry.



KILLFIRE FIRST AID BOX

First Aid Box



Model: Box A or Box B

Feature and Benefits

- Box A
25 Person First Aid Box
Size: 30.5cm x 21cm x 12cm (12" x 8" x 5")
- Box B
50 Person First Aid Box
Size: 35cm x 26.5cm x 12cm (13.5" x 10.5" x 5")

S/N	Items	Box A	Box B
		Qty	Qty
1	ABSORBENT GAUZE 10'S	5	10
2	BASIC ADVICE ON FIRST AID AT WORK	1	1
3	CREPE BANDAGE 2"	1	2
4	CREPE BANDAGE 4"	1	3
5	DISPOSABLE GLOVES (PAIRS)	2	2
6	DISPOSABLE RESUSCITATION PACK	1	1
7	EUROPLAST 10'S	2	4
8	EYE PAD (STERILE)	2	4
9	EYE SHIELD	2	4
10	HYPOALLERGENIC TAPE	1	1
11	PEN TORCH LIGHT	1	1
12	SAFETY PIN	4	4
13	SHEAR SCISSORS	1	1
14	TRIANGULAR BANDAGE	4	4

NB. Sterile saline/water is only recommended for places with no water supply.

Vehicle First Aid Box



Model: Box 7PSV

Feature and Benefits

- Green Plastic
- Suitable for Vehicle
- Size: 31cm x 16cm x 8.5cm (12" x 6.5" x 3.5")

S/N	Items	Qty
1	ROLLER BANDAGE 3"	3
2	CONSTRUCTIVE BANDAGE	1
3	COTTON WOOL 15G (STERILE)	1
4	FIRST AID IN AN EMERGENCY	1
5	HYPOALLERGENIC TAPE 1/2"	1
6	NO. 16 DRESSING EYE PAD (STERILE)	1
7	NO. 8 DRESSING MEDIUM (STERILE)	3
8	NO. 9 DRESSING LARGE (STERILE)	1
9	SAFETY PIN 12'S	1
10	SHEARS	1
11	STICKER "FIRST AID KIT CARRIED"	1
12	TELESCOPIC SPLINT	1
13	TRIANGULAR BANDAGE	2



Fire Fighting Foam



Product	Type	Concentration	Application
FOMTEC-P	P 3% P 6%	3% 6%	Low expansion regular Protein Foam concentrate. Available in 3% and 6% concentration. For massive fires of oil products and all hydro-carbons.
FOMTEC-FP	FP 3% FP 3% UL FP 6% FP 6% UL	3% 3% 6% 6%	Low - medium expansion Fluoro Protein Foam concentrate. Available in 3% and 6% concentration. Great heat stability - suitable for long preburn fires. Product of choice for petroleum products process and storage areas. storage areas - Marine Terminals, Aircraft Hangars Ideal for subsurface injection systems.
FOMTEC-FFFP	FFFP 3% FFFP 3% ICAO FFFP 6% FFFP 6% ICAO	3% 3% 6% 6%	Low - medium expansion Fluoro Protein Alcohol Resistant Foam concentrate. To be used at 6% on alcohols fires and at 3% on hydrocarbons fires. High Sealing power. Excellent burnback resistance.
FOMTEC-AFFF	AFFF 1% AFFF 3% AFFF 6% AFFF 3% A AFFF 3% ICAO	1% 3% 6% 3% 3%	Low - medium expansion Aqueous Film Forming Foam concentrate. Available at 1%, 3% and 6% concentration. Suitable for "Twin Agent" units. Standard foaming liquid for "Mechanical Foam" extinguishers.
FOMTEC-AFFF Ultra LT	AFFF 1% Ultra LT AFFF 3% Ultra LT	1% 3%	FOMTEC AFFF Ultra LT is an Aqueous Film Forming Foam Concentrate. It consist of fluorocarbon and hydrocarbon surfactants blended with various solvents, preservatives and stablisers.
FOMTEC-ARC	ARC 3x6 ARC 3x3	3% - 6 % 3% - 3 %	Low - medium - high expansion Aqueous Film Forming Alcohol Resistant Foam concentrate. To be used at 6% on alcohols fires and at 3% on hydrocarbons fires.
FOMTEC-ARC 1x3 Ultra	ARC 1x3 Ultra	1% - 3 %	FOMTEC ARC 1x3 Ultra is a multi purpose film forming (1x3). The main advantage of FOMTEC ARC 1x3 Ultra is the 1% induction ratio on hydrocarbon fires and 3% on polar solvents. FOMTEC ARC 1x3 Ultra should be used at 1% proportioned solution on regular hydrocarbon fires and 3% on polar solvents, in fresh or seawater.
FOMTEC-Enviro Class A	Enviro Class A	0.1% - 1%	FOMTEC Enviro Class A is a specially selected blennd of high activity hydrocarbon surfactants, solvents and stablisers for us on Class A fuel fires and smaller Class B fires. Enviro Class A does not contain any hazardous substances and does not require any special labelling when transported.
FOMTEC-Enviro 3x3 Plus	Enviro 3x3 Plus	3% - 3%	FOMTEC Enviro 3x3 Plus is a multi-purpose alcohol resistant fire fighting foam totally free from flourinated surfactants and polymers. FOMTEC Enviro 3x3 Plus has been designed to work effectively on both hydrocarbon and polar fires. FOMTEC Enviro 3x3 Plus should be used at 3% proportioned solution both on hydrocarbon liquids and polar solvents. When used with sea water, the fire performance is reduced.



Foam Inline Inductor



Brand: AWG

Model: Z Series

Feature and Benefits

- Z2: flow rate: 200 ltr/min; mixing rate: 0-6%
- Z4: flow rate: 400 ltr/min; mixing rate: 0-6%
- Z8: flow rate: 800 ltr/min; mixing rate: 0-6%
- Complete with 3m pick up tube
- Carry Handle
- Other coupling connection available on request.
- Weight: 4.8kg

Water Shields



Brand: AWG

Model: WATER SHIELDS

Feature and Benefits

- Flow Rate: 500 ltr/min @ 8 bar
- Flow Rate: 800 ltr/min @ 8 bar
- Flow Rate: 1400 ltr/min @ 8 bar
- Other coupling connection available on request.
- Weight: 1.1kg

Foam Applicator



Brand: AWG

Model: S Series

Feature and Benefits

- S2: flow rate 200 ltr/min
- S4: flow rate 400 ltr/min
- S8: flow rate 800 ltr/min
- Ball Valve – optional
- Other coupling connection available on request.
- Weight: S2: 1.3kg
S4: 2.4kg

Medium Foam Nozzle



Brand: AWG

Model: MF

Feature and Benefits

- M2: flow rate 200 ltr/min @ 5 bar
- M4: flow rate 400 ltr/min @ 5 bar
- M8: flow rate 800 ltr/min @ 5 bar
- Ball Valve – optional
- Other coupling connection available on request
- Weight: M2: 3.2kg
M4: 4.2kg
M8: 5.5kg

HS Nozzle



Brand: AWG

Model: HS Series

Feature and Benefits

- Models – HS 12 / HS 16 / HS 20
- Bureau Veritas Approved, Lloyd's Register, MED Approved.
- Material: High impact resistant plastic.
- From hollow straight stream to spray jet between 0 to 120° by turning the rubber coated head of the nozzle.
- Other coupling connection available on request.
- Weight: 1.3kg

Jet & Spray Branchpipes



Brand: AWG

Model: AWG-NZ

Feature and Benefits

- Branchpipe with full jet lock.
- Easy to flush-change from jet to spray.
- Other coupling connection available on request.
- Weight: 1.1kg

Jet & Spray Branchpipes with Water Curtain



Brand: AWG

Model: AWG-NZ-C

Feature and Benefits

- Water curtain added to full and spray jet.
- Easy to shutoff with single motion.
- Other coupling connection available on request.
- Weight: 1.9kg

Divider Wye – 2 Outlets



Brand: AWG

Model: DIVIDER

Feature and Benefits

- Divider use for distributing of extinguishing medium.
- Able to shut off individually.
- Other coupling connection available on request
- Weight: 3.9kg



Mobile Foam Trolley



Brand: DELTA FIRE

Model: DF-130

Feature and Benefits

- M.C.A. Approved.
- Lloyds Certified.
- 130 Litre capacity.
- Highly mobile
- One man operation
- Long running time.
- Size: H1020mm x L910mm x W710mm
- Weight: 70kg (Empty)

Standard Fittings:

- HV225
- Z225
- 2 x 2" x 15m Red Hose c/w Coupling

High Expansion Foam Generator



Brand: DELTA FIRE

Model: MINI EXCEL

Feature and Benefits

- Super lightweight (15kg)
- High output
- Easy one man operation
- Bronze Pelton wheel drive
- Corrosion resistant GRP body
- Optional self inducing model
- Smoke extraction option
- Size: H650mm x L350mm x W500mm
- Weight: 15kg

Ground Monitor



Brand: DELTA FIRE

Model: DF 2600 MOBILE

Feature and Benefits

- Flow up to 2600 LPM
- 360° horizontal rotation
- 140° vertical movement
- Horizontal and vertical locks
- Non return valve inlets
- Optional hose racks
- Long reach jet / fog nozzle



KILLFIRE DELTA FIRE Products

Inline Foam Inductor



*Harsh Environment Marine versions

Brand: DELTA FIRE

Model: Z Series

Feature and Benefits

- M.C.A. Approved.
- Lloyds Certified.
- Simple to use
- Portable
- Variable 1% to 6%
- Harsh environment marine versions available
- All international fittings

Model	Flow Rates		Pressure Range (Bar)	Length (mm)	Weight (Kg) (without Ball Valve)
	5 Bar (LPM)	7 Bar (LPM)			
Z225	200	225	5-16	740	2.2
Z450	400	450	5-16	880	2.6
Z900	800	900	5-16	1010	3.0

Delta Attack



Brand: DELTA FIRE

Model: ATTACK

Feature and Benefits

- Stainless steel spinning teeth.
- Long range penetrating jet.
- Dense wide angle fog pattern.
- Variable flow rates.
- Easily maintained.
- Material: Hard anodized aluminum.

Model	Flow Rates @ 6 Bar (LPM)	Inlet	Length (mm)	Weight (Kg) (without Ball Valve)
A100-19	75, 100, 125	¾" 1"	230	1.6
A100-25				
A500-65	125, 250, 375, 500	2½" Male Inst.	325	1.8
A750-65	285, 400, 600, 750	2½" Male Inst.	340	2.4

Foam Applicator



Brand: DELTA FIRE

Model: HV Series

Feature and Benefits

- Lloyds Certified.
- Long throw.
- Self inducing models.
- All international inlets.
- Ball valve control - optional

Model	Flow Rates		Length (mm)	Weight (Kg) (without Ball Valve)
	5 Bar (LPM)	7 Bar (LPM)		
HV225S	200	225	740	2.2
HV450S	400	450	880	2.6
HV900S	800	900	1010	3.0



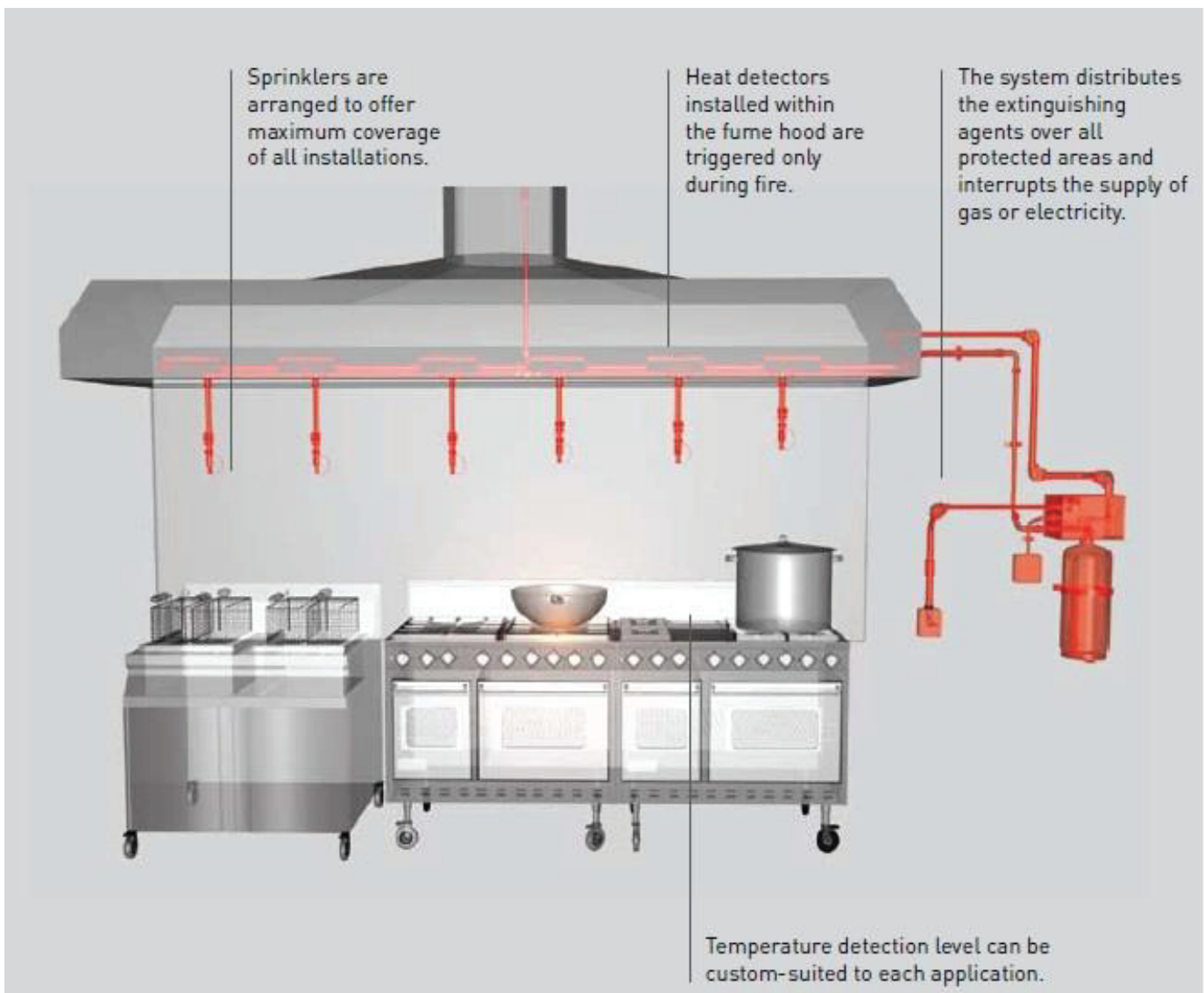
SYSTEM – WET CHEMICAL TYPE

Chemical Systems are basically available with Dry Chemical Systems and Wet Chemical Systems.

The basic systems generally comprises of chemical storage tanks, releasing device, gas shut-off valve which activated by a mechanically or electronically, fusible detector by a nozzle and remote activation.

When fire occurs, the heat melt the fusible link detector which activate the releasing device. Shut-off valve simultaneously cut off the gas supply, dry or wet chemical is forced through the system piping and discharged into the hood and duct area. Fire is suppressed.

Kitchen flood system are basically available with dry chemical and wet chemical system. In dry chemical system, it uses a non-toxic Sodium Bicarbonate agent to extinguish the fire. However for wet chemical, it uses an alkaline solution that flood the surface of cooking oil grease which prevent fire from reigniting.

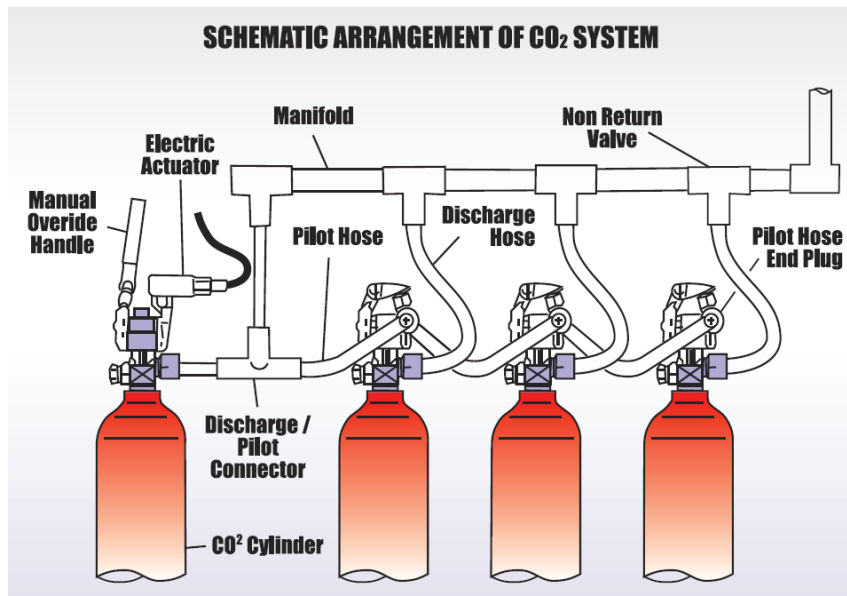




KILLFIRE SYSTEM - CO₂ SUPPRESSION TYPE

Typical Schematic Arrangement of CO₂ SYSTEM

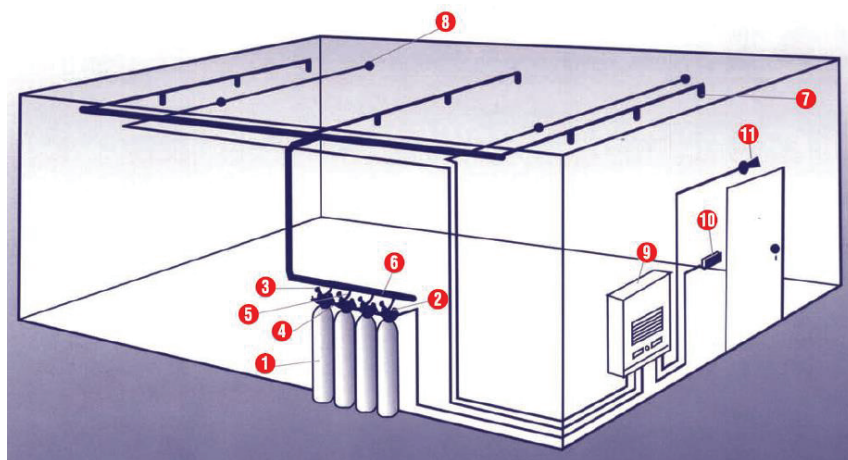
KILLFIRE CO₂ Systems uses Carbon Dioxide as an Extinguishing Agent. In the event of a fire, it flooded the protective room and reduces down the oxygen in the air. Such fire is extinguished effectively by the lack of oxygen in the air. It is an electrically non conductive and odourless gas.



SYSTEM ARRANGEMENT

The base component of the system comprises of the CO₂ storage cylinder which assembled in one bank or single cylinder, depending on the size and design of system. Such system can be either automatic control, remote electrical, pneumatic or mechanical activated to discharge the gas to the protective room.

Care must be taken to the design of the system to avoid accidental discharge, endangering personnel working in protective room.



AREAS OF APPLICATION

KILLFIRE Carbon Dioxide are odourless and clean, installation are suitable to protect installation involving electrical, factories, manufacturing or warehouse of highly flammable materials. Power plant control room, engine room and chemical plants etc. are example of area where CO₂ system can be installed.

- | | |
|-----------------------------|---------------------------------|
| 1 CO ₂ Cylinders | 7 CO ₂ Spray Nozzles |
| 2 Rapid Opening Valves | 8 Detectors |
| 3 Release Lever | 9 Control Panel |
| 4 Interconnecting Pipe | 10 Manual Release |
| 5 Discharge Hose | 11 Alarm Device |
| 6 Manifold | |



KILLFIRE FIRE PROTECTION ACCESSORIES

Fireman Belt c/w Axe Pouch



Brand: KILLFIRE
Model: RS-16

Feature and Benefits

- Black leather pouch, designed for use on RS-12s

Fireman Axe with 12" Insulated Handle



Brand: KILLFIRE
Model: RS-12S

Feature and Benefits

- Steel head & shaft.
- Insulated handle tested to 20,000 volts by TUV.

Fireman Axe with 36" wooden Handle



Brand: KILLFIRE
Model: RS-12W

Feature and Benefits

- Steel head.
- Wooden handle.
- Optional: Fibreglass bracket for axe.

Large Aircraft Axe with Wooden Handle



Brand: KILLFIRE
Model: RS-15

Feature and Benefits

- Large aircraft rescue axe.

Safety Touch



Brand: KILLFIRE
Model: RS-13

Feature and Benefits

- Suitable for use in Hazardous Area.
- Waterproof.
- Supplied without batteries (2D-CELL).

18" or 24" Cropper



Brand: KILLFIRE
Model: RS-14

Feature and Benefits

- Steel head & shaft.
- Rubber grip.

Safety Hand Lamp



Brand: KILLFIRE
Model: RS-10

Feature and Benefits

- Suitable for use in Hazardous Area.
- Impact & water resistant.
- Supplied without batteries.

Quick Release Knife c/w Leather



Brand: KILLFIRE
Model: RS-11

Feature and Benefits

- Carbon steel blade designed to cut seat belts and harnesses.
- Wooden handle.

Fire Blanket



Brand: BRITANNIA
Model: Topspec Series

Feature and Benefits

- BS EN 1869:1997, BSI Kitemarked.
- Maintenance free
- Asbestos free, non-respirable and non-irritant.
- Extremely resistant to tearing and drapes easily.

FB-1.8x1.2	1.8M x 1.2M
FB-1.8x1.8	1.8M x 1.8M

Fire Bucket



Brand: KILLFIRE
Model: KF-FIREB

Feature and Benefits

- Material: Steel
- Capacity: 13 Ltr



KILLFIRE FIRE PROTECTION ACCESSORIES

36" Wrecking Bar



Brand: KILLFIRE
Model: RS17
Feature and Benefits

- Heavy duty design

Electrician Rubber Gloves



Brand: KILLFIRE
Model: RS19
Feature and Benefits

- Tested to 3000V.

Heavy Duty Hack-saw



Brand: KILLFIRE
Model: RS20
Feature and Benefits

- Heavy duty design

Safety Harness



Brand: KILLFIRE
Model: RS21
Feature and Benefits

- Complete with pennant for attachment of safety life line

Safety Life Line



Brand: KILLFIRE
Model: RS22
Feature and Benefits

- Hump covered wired wire rope
- Length: 15m
30m
45m

Rescue Grab Hook



Brand: KILLFIRE
Model: RS23
Feature and Benefits

- Wooden Handle and Extension with Threaded Brass Joint (app. 4.5m)

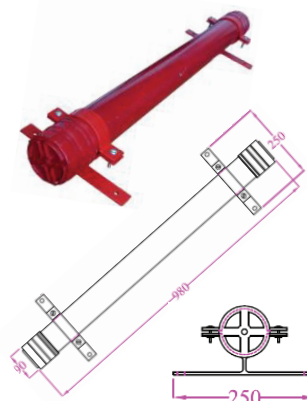
Hand Operated Siren



Brand: NEWAGE
Model: NEWAGE-SRN-HO
Feature and Benefits

- Mildsteel Cradle Mounted
- Made of Aluminum Alloy with Ball Bearing
- Audible Range: 1.6KM
- Dimension: 460mm (L) x 980mm (W) x 400mm (H)
- Weight: 14 Kg Approx.

Fire Plan container c/w Bracket



Brand: KILLFIRE
Model: FIRE-PLAN
Feature and Benefits

- Material:
Body – PVC
Bracket – Mild Steel
- Size: Ø3



KILLFIRE FIRE PROTECTION ACCESSORIES

Hole Punches



Brand: KILLFIRE
Model: BROOKS-HP3 /
BROOKS-TP5R

Feature and Benefits

- Use to make a 1/8" round hole.
- HP1 for light-duty punching of a single paper tag or label.
- HP2 is heavy duty punch for more frequent punching of single paper tags or label.

Inspection & Recharge Tag



Brand: KILLFIRE
Model: X-SP-ITAG-PL

Feature and Benefits

- Designed for recording service and inspection dates
- Back side is printed with 12 months record.

Wall Hangers




Brand: KILLFIRE
Model: KH Series

Feature and Benefits

- KH 1-2: for 1kg & 2kg Fire Extinguisher
- KH 3: for 3kg Fire Extinguisher
- KH 4: for 4kg Fire Extinguisher
- KH 6-9: for 6kg & 9kg Fire Extinguisher

"I" Beam Adapter



Brand: KILLFIRE
Model: IBA Series

Feature and Benefits

- For hanging portable extinguisher on "I" beams.
- No drilling required.
- Dual mounting.
- Screw sold separately.
- IBA1: "I" Beam Adapter for wall hangers
- IBA2: Screws for wall hangers, Pkg/100

Break Glass Key Holder Box (Plastic)



Brand: KILLFIRE
Model: KKB-110

Feature and Benefits

- Durable ABS Plastic in a two piece design.



Brand: KILLFIRE
Model: KKB-HM

Feature and Benefits

- Hammer for Glass / Plastic – Optional

9" Alarm Roto Gong




Brand: KILLFIRE
Model: ROTOGONG

Feature and Benefits

- No Electricity Needed
- Wall Mounted

Yellow Seal for Fire Extinguisher



Brand: KILLFIRE
Model: KF-CNDSY

Feature and Benefits

- Difference colour available

Safety Pin



Brand: KILLFIRE
Model: RP-PIN

- Material: Steel or Stainless Steel
- Size: 3mm or 4mm



KILLFIRE FIRE PROTECTION ACCESSORIES – FIRE EXTINGUISHER

Dry Powder Valve



Brand: KILLFIRE
Model: X-SP-VAL-M30
Feature and Benefits

- Squeeze grip valve

CO₂ Trigger Valve



Brand: KILLFIRE
Model: X-SP-VAL-CO2
Feature and Benefits

- Squeeze grip valve – side outlet version.
- Bursting disc Type safety device.

CO₂ Turn Wheel



Brand: KILLFIRE
Model: X-SP-VAL-1CO2-TU
Feature and Benefits

- Turn wheel valve.
- Bursting disc safety device

Dry Chemical Powder for Fire Extinguisher



Brand: Quimica 21
Model: QFIRE-40
Feature and Benefits

- This powder is a product based on mono-ammonium phosphate, treated with additives that significantly improve its behavior by making it resistant to humidity in the environment.
- 6kg per packet

Purple K Powder



Brand: ANSUL
Model: ANSUL-SP-PWD-50
Feature and Benefits

- 'Purple-K' is extremely effective against Class B fires.
- Purple-K is widely used in the petroleum industry and in other areas where the fire risk is high.
- When use as a fire extinguisher will produce no toxic effects.

CO₂ Swivel Arm & Horn



Brand: KILLFIRE
Model: X-SP-HH-CO2-SW
Feature and Benefits

- Horn type for CO₂ extinguisher

CO₂ Hose & Horn



Brand: KILLFIRE
Model: X-SP-HH-CO2
Feature and Benefits

- Hose & Horn type for CO₂ extinguisher

Hose & Horn for Wheeled Extinguisher



Brand: KILLFIRE
Model: X-SP-HH-CO2-6M
Feature and Benefits

- Horn type for CO₂ extinguisher c/w long hose for wheeled extinguisher.

Pressure Gauge



Brand: KILLFIRE
Model: RP-PR.GAUGE
Feature and Benefits

- Pressure gauge

White Seal



Brand: KILLFIRE
Model: KF-SEAL-W
Feature and Benefits

- For use with Fire Extinguishers

CO₂ Cartridge



Brand: KILLFIRE
Model: X-SP-CO
Feature and Benefits

- BSS Standard
- JIS Standard
- DN Standard
- Different weight is available.
- Please specify when ordering.



KILLFIRE Product Index

S/No.	Model	Description	Page
1	143	ITAP - Pressure Reducing Valve	48
2	366	PROTEK - Selectable Gallonage Nozzle with Pistol Grip	113
3	368	PROTEK - Selectable Gallonage Nozzle with Pistol Grip	113
4	605	PROTEK - Industrial Monitor	114
5	614	BAN CHANG - Inspector Test & Drain Valve (Inspector Test Connection)	28
6	636	PROTEK - Industrial Monitor	114
7	649	PROTEK - Industrial Monitor	115
8	736	PROTEK - Industrial Monitor	115
9	847	PROTEK - Selectable Gallonage Monitor Nozzle	117
10	82030	DAKEN - Adamant Cabinet For 9kg DCP Fire Extinguisher	103
11	82070	DAKEN - Adamant Cabinet For 6kg DCP Fire Extinguisher / EEBD	103
12	82190	DAKEN - Regon Cabinet For 12kg DCP Fire Extinguisher	104
13	82302	DAKEN - KIBOX Key Holder Box c/w Breakable Plastic Window	105
14	85101	DAKEN - Polypropylene Box Fox Double 9kg DCP Fire Extinguisher	104
15	85120	DAKEN - Polypropylene Dual First Aid Box	105
16	111 10SP.100	WIKA - Bourdon Tube Pressure Gauges	26
17	1185-2024	COXREELS - Manual Fire Hose Reel	39
18	220PT	FORTUNE - Forged Brass Ball Valve	27
19	368-BC	PROTEK - Selectable Gallonage Nozzle with Pistol Grip	113
20	372-BC	PROTEK - Industrial Nozzle	113
21	622-1/622-2	PROTEK - Dual-Purpose Portable Ground Monitor	116
22	625-1/625-2	PROTEK - Portable Oscillating Ground Monitor	116
23	703A	EVERMETAL - Cast Iron Body Check Valves	29
24	723A	EVERMETAL - Dual Plate Wafer Type Iron Body Check Valve	30
25	754A	EVERMETAL - Cast Iron "Y" Strainer	30
26	755A	EVERMETAL - Cast Iron Body Globe Valves	29
27	820-BC	PROTEK - Adjustable Flow-Baffle Monitor Nozzle	117
28	823-BC	PROTEK - Adjustable Flow-Baffle Monitor Nozzle	117
29	848-BC	PROTEK - Selectable Gallonage Monitor Nozzle	117
30	888-BC	PROTEK - Self-Educting Monitor Nozzle	117
31	9687L	HARVIK - Firefighter Boots	111
32	A-1191N-2-B	TAKIGEN - Door Handle	106
33	Agent-A and -B	YAMATO - Refill Pack A & B Agent	19
34	AMS 100 Series	ARMFLEX - Single Sphere Connection with Floating Flanges	31
35	ANSUL-SP-PWD-50	ANSUL - Purple K Powder	141
36	ATTACK	DELTA FIRE - Attack Nozzles - A100/A500/A750	135
37	AV-1-300	TYCO - Alarm Valve	34
38	AWG-NZ	AWG - Jet & Spray Branchpipes	133
39	AWG-NZ-C	AWG - Jet & Spray Branchpipes with Water Curtain	133
40	B-1229	TAKIGEN - Hinge	106
41	B-1450-3	TAKIGEN - Door Stopper	106
42	BA Bracket	Bracket for Breathing Apparatus	112
43	BFV-300	TYCO - Wafer Type Butterfly Valve	25
44	BLEX W2001M	DENKO - LED Slim Box Emergency Exit Sign	126
45	Box 7PSV	Vehicle First Aid Box	130
46	Box A / Box B	First Aid Box	130
47	BR-KF Series	Vehicle Bracket	18
48	BR-KF-4P	Vehicle Bracket For 4.0Kg DCP Fire Extinguisher	18
49	BR-KF-810-C	Heavy Duty Marine Bracket	18
50	BR-KF-S/S Holder	Stainless Steel Holder Bracket	18
51	BROOKS-HP3/BROOKS-TP5R	Hole Punches	140
52	BXF9MED	9.0 Ltr AFFF Foam Fire Extinguisher	5
53	BXW9MED	9.0 Ltr Water Fire Extinguisher	5
54	C-1007-1	TAKIGEN - Spring Loaded Click & Buckle	106
55	C-1090-1	TAKIGEN - Roller Catcher	106
56	C-1152	TAKIGEN - Spring Loaded Click & Buckle c/w Lock holder	106
57	C-1247-4	TAKIGEN - Side Bolt	106
58	CA-38/65C	NST/NHT Pin-Lug Hydrant Cap with Chain	80
59	CA-3838/5238/5252/6538/6552/6565/7575	NST/NHT PIN-LUG Fire Hose Coupling, Male & Female	79
60	CA-3838/6565	Coupling - Gunmetal (NST Type)	71
61	CAF-3835/6565-FNST	NST/NHT Pin-Lug Double Female Swivel Adaptor	80
62	CAF-6525/6538-MNST	NST/NHT Pin-Lug Female to Male Reducing Adaptor	80
63	CAM-3838/6565-FNST	NST/NHT Hexagon Double Male to Female Adaptor	80
64	CAM-3838/6565-MNST	NST/NHT Pin-Lug Double Male Connecting Nipple Adaptor	80
65	CAM-3838/6565-MNST-HE	NST/NHT Hexagon Double Male Connecting Nipple Adaptor	80
66	CA-SP38/65	Single End Common Spanner Wrench	87
67	CA-SP-U	Universal Wrench with Pry End	87
68	CBR-4545/7070	Coupling - Gunmetal (BARCELONA Type)	71
69	CBR-7020-FBSP	BARCELONA Adaptor - Female Thread	86
70	CBR-7070	BARCELONA Fire Hose Coupling	86
71	CF125	JUNG - Cast Iron Foot Valve Flanged	31
72	CFR-100100-AL	Coupling - Alloy (FRENCH Type)	72
73	CFR-45/70C	FRENCH Blank Cap with Chain	85
74	CFR-4520/7020-FBSP	FRENCH Adaptor - Female Thread	85
75	CFR-4538/4545/7065/7070	FRENCH Hose Coupling	85



KILLFIRE Product Index

S/No.	Model	Description	Page
76	CFR-4538/7065	Coupling - Gunmetal (FRENCH Type)	71
77	CFR-4538/7065-AL	Coupling - Alloy (FRENCH Type)	72
78	CGO-5252/6565	Coupling - Gunmetal (GOST Type)	71
79	CGO-5252/6565-AL	Coupling - Alloy (GOST Type)	72
80	CI-3838/5252/6538/6545/6552/6565	JOHN-MORRIS Type INSTANTANEOUS Fire Hose Coupling	73
81	CI-3838/5252/6565	Coupling - Gunmetal (INSTANTANEOUS Type)	71,73
82	CI-3838/6565-AL	Coupling - Alloy (INSTANTANEOUS Type)	72
83	CI-38C/52C/65C	JOHN-MORRIS INSTANTANEOUS Hydrant Plug with Chain	74
84	CI-38C/52C/65C-DP	JOHN-MORRIS INSTANTANEOUS Black Hydrant Cap with Chain	74
85	CI-6538/6545/6552	Coupling - Gunmetal (INSTANTANEOUS Type)	71
86	CI-6538/6552-AL	Coupling - Alloy (INSTANTANEOUS Type)	72
87	CIF-3815/3820-MBSP	JOHN-MORRIS INSTANTANEOUS Hydrant Valve Adaptor - (Pull Lug)	75
88	CIF-3815-FBSP	JOHN-MORRIS INSTANTANEOUS Hydrant Valve Adaptor - (Single Lug)	75
89	CIF-3862-BLANK	JOHN-MORRIS INSTANTANEOUS Hydrant Valve Adaptor - (Pull Lug)	75
90	CIF-3863-BLANK	JOHN-MORRIS INSTANTANEOUS Hydrant Valve Adaptor - (Single Lug)	75
91	CIF-5220/6520/6525-FBSP	JOHN-MORRIS INSTANTANEOUS Hydrant Valve Adaptor - (Single Lug)	75
92	CIF-5220/6520/6525-MBSP	JOHN-MORRIS INSTANTANEOUS Hydrant Valve Adaptor - (Twist/Pull Lug)	75
93	CIF-6520/6525-MBSP-(DP)	JOHN-MORRIS INSTANTANEOUS Hydrant Valve Adaptor - (Double Lug)	75
94	CIF-6525-FLVT	JOHN-MORRIS INSTANTANEOUS Hydrant Valve Adaptor - (Single Lug)	65,75
95	CIF-6525-FNST	JOHN-MORRIS INSTANTANEOUS Hydrant Valve Adaptor - (Single Lug)	75
96	CIF-6525-MNPT	JOHN-MORRIS INSTANTANEOUS Hydrant Valve Adaptor - (Twist/Pull Lug)	75
97	CIF-6565-FCI	JOHN-MORRIS INSTANTANEOUS Double Female Connector	75
98	CIM-3835/5244/6554-M	JOHN-MORRIS INSTANTANEOUS 3-Position Nozzle Adaptor	74
99	CIM-3838/5252/6565-MCI	JOHN-MORRIS INSTANTANEOUS Double Male Adaptor	74
100	CIM-6520/6525-FBSP	JOHN-MORRIS INSTANTANEOUS Adaptor - Female Thread	74
101	CIM-6520/6525-MBSP	JOHN-MORRIS INSTANTANEOUS Adaptor - Male Thread	74
102	CIM-6525/6515-MNST	JOHN-MORRIS INSTANTANEOUS Adaptor - Male Thread	74
103	CIM-6525-FNPT	JOHN-MORRIS INSTANTANEOUS Adaptor - Female Thread	74
104	CIM-6525-MNPT	JOHN-MORRIS INSTANTANEOUS Adaptor - Male Thread	74
105	CI-SP38/65	INSTANTANEOUS Wrench	87
106	CM-38/52/65C	MACHINO Push-in Locking Hydrant Cap with Chain	82
107	CM-3838/5238/5252/6538/6552/6565	MACHINO Push-in Locking Fire Hose Coupling	81
108	CM-3838/5252/6565	Coupling - Gunmetal (MACHINO Type)	71,81
109	CM-3838/6565-(AL)	MACHINO Push-in Locking Fire Hose Coupling	81
110	CM-6552/6538	Coupling - Gunmetal (MACHINO Type)	71
111	CM-6565-AL	Coupling - Alloy (MACHINO Type)	72
112	CMF-3815/5220/6525-MBSP	MACHINO Push-in Locking Adaptor	82
113	CMF-3815/6525/MNST-AL	MACHINO 3 Position Nozzle Adaptor	82
114	CMF-3835/5244/6554-M	MACHINO 3 Position Nozzle Adaptor	82
115	CMM-3815/5220/6525-FBSP	MACHINO Push-in Locking Hydrant Valve Adaptor	82
116	CMM-3815/5220/6525-MBSP	MACHINO Push-in Locking Hydrant Valve Adaptor	82
117	CN-38/52/65C	NAKAJIMA Interlocking Blank Cap with Brass Chain	78
118	CN-3815/5220/6515/6525-FBSP	NAKAJIMA Interlocking Hydrant Adaptor - Female Thread	78
119	CN-3835/5244/6554-M	NAKAJIMA 3 Position Nozzle Adaptor	78
120	CN-3838/5238/5252/6538/6552/6565	NAKAJIMA Interlocking Fire Hose Coupling	77
121	CN-3838/5252/6565	Coupling - Gunmetal (NAKAJIMA Type)	71,77
122	CN-5266/6580-FT	NAKAJIMA Interlocking Hydrant Adaptor - Female Thread	78
123	CN-6552/6538	Coupling - Gunmetal (NAKAJIMA Type)	71
124	CNR-52/65C	NOR Blank Cap & Chain	76
125	CNR-5220/6520-FBSP	NOR Adaptor	76
126	CNR-5252/6565	Coupling - Gunmetal (NOR Type)	71,76
127	CNR-5252/6565/6552	NOR Coupling	76
128	CN-SP38/52/65	NAKAJIMA Spanner Wrench	87
129	COMPACTA TW	PAB - COMPACTA TW Fireman Helmet	110
130	CRR-3838/6565	Coupling - Gunmetal (ROTO Type)	71
131	CRR-6520-FBSP	ROTO Adaptor - Female Thread	86
132	CRR-6565	ROTO Fire Hose Coupling	71, 86
133	CS / CR Series	KOUDX - Cabinet Accessories	92
134	CS-125125-AL	Coupling - Alloy (STORZ Type)	72
135	CS-38/52/65/75C	STORZ Interlocking Blank Cap with Stainless Steel Chain	84
136	CS-3815/5220/5215/6525/7520/7525-M	STORZ Interlocking Hydrant Adaptor - Male Thread	84
137	CS-3820/3815/5215/5220/6520/6525/7520/7525-FBSP	STORZ Interlocking Adaptor - Female Thread	84
138	CS-3835/5244/6554/7554-M	STORZ Interlocking 3 Position Nozzle Adaptor	84
139	CS-3838/5252/6538/6552/6565/7565	STORZ Interlocking Fire Hose Coupling	83
140	CS-3838/5252/6565	Coupling - Gunmetal (STORZ Type)	71, 83
141	CS-3838C/6565C	CHINA STORZ Interlocking Fire Hose Coupling	83
142	CS-5215/7525-FNST	STORZ Interlocking Adaptor - Female Thread	84
143	CS-6565/7575-AL	Coupling - Alloy (STORZ Type)	72
144	CS-C-38/65C	CHINA STORZ Interlocking Blank Cap with Stainless Steel Chain	84
145	CS-C-3820/6520/6525-FBSP	CHINA STORZ Interlocking Adaptor - Female Thread	84
146	CS-C-3838/6565	Coupling - Gunmetal (CHINA STORZ Type)	71
147	CSJR-07-B	SZ-CSJ MED Approved Hose Reel	38
148	CSMS-5252/6565	Coupling - Gunmetal (SMS Type)	71
149	CSMS-6520-FBSP	SMS Adaptor - Female Thread	86
150	CSMS-6552/6565	SMS Fire Hose Coupling	86



KILLFIRE Product Index

S/No.	Model	Description	Page
151	CS-SP38/52	STORZ Spanner Wrench	87
152	CS-SP38/52/65 (D)	STORZ Spanner Wrench - Double Hook	87
153	CSZ-100100-AZ	Coupling - Alloy (BSRT Type)	72
154	CUNI-4520/7020-FBSP	UNI Adaptor - Female Thread	86
155	CUNI-4545/7070	Coupling - Gunmetal (UNI Type)	71, 86
156	CUNI-4545/7070	UNI Fire Hose Coupling	71, 86
157	CVB-1/2	Compact Plastic Brackets	17
158	DEVA-FS-JK	DEVA - Fireman (Nomex) Jacket and Trouser	107
159	DF 2600 MOBILE	DELTA FIRE - Ground Monitor	134
160	DF-130	DELTA FIRE - Mobile Foam Trolley	134
161	DIVIDER	AWG - Divider Wye - 2 Outlets	133
162	DL 2301NM	DENKO - Decorative White LED Twin-Flood Emergency Light	127
163	DL 2301NM (WP)	DENKO - Decorative White LED Twin-Flood Emergency Light Weatherproof	128
164	Em DL203NM/205NM	DENKO - LED Twin Flood Emergency Lighting	128
165	EmEX 1602M	DENKO - LED Slim Emergency Exit Sign	126
166	FIRE-PLAN	Fire Plan container c/w Bracket	139
167	FIRETUF C1	TECRON - Fireman Jacket & Trouser	107
168	Foam Products	FOMTEC - Fire Fighting Foam	131
169	GIORDANI-GL	GIORDANI GIANCARLO - Aluminized Fire Fighter's Gloves	109
170	GIORDANI-JK-TR	GIORDANI GIANCARLO - Aluminized Fireman Jacket and Trouser Suit	109
171	GMP-867S	Loud Hailer - Soundtech Megaphone	129
172	HDB-L/S	Heavy Duty Brackets	17
173	Hose Reel Canvas Cover	Hose Reel Canvas Cover	40
174	HS Series	AWG - HS Nozzle - HS12/HS16/HS20	133
175	HT04	PAB - HT04 Fireman Helmet	110
176	HV Series	DELTA FIRE - Foam Application - HV225S/HV450S/HV900S	135
177	IBA Series	1" Beam Adaptor - IBA1/IBA2	140
178	KA 224	Flange with Adaptor	69
179	KA 226	Flange with Adaptor	69
180	KA 229	Flange with Adaptor	69
181	KA 230	Flange with Adaptor	69
182	KA 230	Flange with Thread	69
183	KA 232	Flange with Adaptor	69
184	KA 234-4	Marpol Flange	69
185	KA 234-6	Marpol Flange	69
186	KA 234-BL	Marpol Flange	69
187	KB240-65x38x38-CI	2-Way Dividing Breeching c/w INSTANTANEOUS Connection	61
188	KB240-65x38x38-CI	2-Way Collecting Breeching c/w INSTANTANEOUS Connection	61
189	KB240-65x52x52-CI	2-Way Dividing Breeching c/w INSTANTANEOUS Connection	61
190	KB240-65x52x52-CI	2-Way Collecting Breeching c/w INSTANTANEOUS Connection	61
191	KB240-65x65x65-CI	2-Way Dividing Breeching c/w INSTANTANEOUS Connection	61
192	KB240-65x65x65-CI	2-Way Collecting Breeching c/w INSTANTANEOUS Connection	61
193	KB243-65x38x38-CA	2-Way Dividing Breeching c/w NST Connection	60
194	KB243-65x38x38-CA (USA)	Gated "Y" Leader Line Siamese	60
195	KB243-65x38x38-CI	2-Way Dividing Breeching c/w INSTANTANEOUS Connection	59
196	KB243-65x38x38-CI	2-Way Dividing Breeching c/w INSTANTANEOUS Connection	61
197	KB243-65x38x38-CM	2-Way Dividing Breeching c/w MACHINO Connection	60
198	KB243-65x38x38-CN	2-Way Dividing Breeching c/w NAKAJIMA Connection	59
199	KB243-65x38x38-CS	2-Way Dividing Breeching c/w STORZ Connection	59
200	KB243-65x52x52-CI	2-Way Dividing Breeching c/w INSTANTANEOUS Connection	59
201	KB243-65x52x52-CI	2-Way Dividing Breeching c/w INSTANTANEOUS Connection	61
202	KB243-65x52x52-CM	2-Way Dividing Breeching c/w MACHINO Connection	60
203	KB243-65x52x52-CN	2-Way Dividing Breeching c/w NAKAJIMA Connection	59
204	KB243-65x52x52-CS	2-Way Dividing Breeching c/w STORZ Connection	59
205	KB243-65x65x65-CA	2-Way Dividing Breeching c/w NST Connection	60
206	KB243-65x65x65-CI	2-Way Dividing Breeching c/w INSTANTANEOUS Connection	59
207	KB243-65x65x65-CI	2-Way Dividing Breeching c/w INSTANTANEOUS Connection	61
208	KB243-65x65x65-CM	2-Way Dividing Breeching c/w MACHINO Connection	60
209	KB243-65x65x65-CN	2-Way Dividing Breeching c/w NAKAJIMA Connection	59
210	KB243-65x65x65-CS	2-Way Dividing Breeching c/w STORZ Connection	59
211	KB-244	4 Way Delivery Manifold	67
212	KB-2B-2	2 Way Delivery Manifold with 2.5" Flange Angle Valve with INSTANTANEOUS Adaptor	66
213	KB-2W-1	2 Way Delivery Manifold with PRV Valve	66
214	KB-3W-1	3 Way Delivery Manifold	67
215	KB-4W-1	4 Way Delivery Manifold	66
216	KBFS-6	6.0 Ltr Wet Chemical Class F Fire Extinguisher	5
217	KBR-J-HO	Steel "J" Hook Cradle	68
218	KC-22	22.0 Kg Trolley CO ₂ Fire Extinguisher	6
219	KC-22 & APPLICATOR	22.0 Kg Trolley CO ₂ Fire Extinguisher with Applicator	6
220	KC-2EN	2.0 Kg CO ₂ Fire Extinguisher	5
221	KC-45	45.0 Kg Trolley CO ₂ Fire Extinguisher	6
222	KC-5EN	5.0 Kg CO ₂ Fire Extinguisher	5
223	KC-6.8	6.8 Kg CO ₂ Fire Extinguisher	5
224	KC-9	9.0 Kg CO ₂ Fire Extinguisher	5
225	KC-9 ON TROLLEY	9.0 Kg Trolley CO ₂ Fire Extinguisher	6



KILLFIRE Product Index

S/No.	Model	Description	Page
226	KCO-10-MED	10.0 Kg Trolley CO ₂ Fire Extinguisher	14
227	KCO-20-MED	20.0 Kg Trolley CO ₂ Fire Extinguisher	14
228	KDR-2B	2 Way Breeching Inlet Cabinet (Recessed)	46
229	KDR-2W	2 Way Breeching Inlets	46
230	KDR-4B	4 Way Breeching Inlet Cabinet (Recessed)	46
231	KDR-4W	4 Way Breeching Inlets	46
232	KDR-0975	2.5" Oblique Valve	47
233	KDR-V	25mm Air Release Valve	48
234	KEC-2e2-MED	2.0 Kg CO ₂ Fire Extinguisher	13
235	KEC-5e1-MED	5.0 Kg CO ₂ Fire Extinguisher	13
236	KED-12c-MED	12.0 Kg Cartridge Type Dry Powder Fire Extinguisher	10
237	KED-12cMX-MED	12.0 Kg Cartridge Type Monnex Powder Fire Extinguisher	10
238	KED-12-MED	12.0 Kg Portable Stored Pressure Dry Powder Fire Extinguisher	9
239	KED-2-MED	2.0 Kg Portable Stored Pressure Dry Powder Fire Extinguisher	9
240	KED-3-MED	3.0 Kg Portable Stored Pressure Dry Powder Fire Extinguisher	9
241	KED-4c-MED	4.0 Kg Cartridge Type Dry Powder Fire Extinguisher	10
242	KED-4N-MED	4.0 Kg Portable Stored Pressure Dry Powder Fire Extinguisher	9
243	KED-6c-MED	6.0 Kg Cartridge Type Dry Powder Fire Extinguisher	10
244	KED-6-MED	6.0 Kg Portable Stored Pressure Dry Powder Fire Extinguisher	9
245	KED-9c-MED	9.0 Kg Cartridge Type Dry Powder Fire Extinguisher	10
246	KED-9-MED	9.0 Kg Portable Stored Pressure Dry Powder Fire Extinguisher	9
247	KEF-6cs-MED	6.0 Ltr Cartridge Type AFFF Foam Fire Extinguisher	12
248	KEF-6s-MED	6.0 Ltr Portable Stored Pressure AFFF Foam Fire Extinguisher	11
249	KEF-9c-MED	9.0 Ltr Cartridge Type AFFF Foam Fire Extinguisher	12
250	KEF-9cs-MED	9.0 Ltr Cartridge Type AFFF Foam Fire Extinguisher	12
251	KEF-9s-MED	9.0 Ltr Portable Stored Pressure AFFF Foam Fire Extinguisher	11
252	KEK-6cs-MED	6.0 Ltr Cartridge Type Wet Chemical Fire Extinguisher	12
253	KEK-6s-MED	6.0 Ltr Portable Stored Pressure Wet Chemical Fire Extinguisher	11
254	KEK-9cs-MED	9.0 Ltr Cartridge Type Wet Chemical Fire Extinguisher	12
255	KEK-9s-MED	9.0 Ltr Portable Stored Pressure Wet Chemical Fire Extinguisher	11
256	KEW-9cs-MED	9.0 Ltr Cartridge Type Water Fire Extinguisher	12
257	KEW-9s-MED	9.0 Ltr Portable Stored Pressure Water Fire Extinguisher	11
258	KF-150C-MED	150.0 Ltr Trolley Cartridge Operated AFFF Foam Fire Extinguisher	7
259	KF-50C-MED	50.0 Ltr Trolley Cartridge Operated AFFF Foam Fire Extinguisher	7
260	KF-50P-MED	50.0 Ltr Trolley Stored Pressure AFFF Foam Fire Extinguisher	7
261	KF-9EN	9.0 Ltr AFFF Foam Fire Extinguisher	5
262	KFB-010-1/2/3	Fibreglass Cabinet for Fire Hose	100
263	KFB-020-6.8	Fibreglass Cabinet for 6.8 Kg CO ₂ or 12 Kg DCP Fire Extinguisher	99
264	KFB-020-9	Fibreglass Cabinet for 9 Kg DCP / Foam Fire Extinguisher	99
265	KFB-021 EEBD	Fibreglass Cabinet for EEBD	99
266	KFB-021-BA-1/2	Fibreglass Cabinet for Breathing Apparatus	99
267	KFB-023	Fibreglass Cabinet for Fire Hose (Special Made)	100
268	KFB-026-1/2	Fibreglass Cabinet for Fire Hose (Special Made)	100
269	KFB-030-1	Fibreglass Fire Hose Cradle	68
270	KFB-040-FA	Fibreglass Cabinet for Foam Applicator Unit	101
271	KFB-040-FO-BIG	Fibreglass Cabinet for Fireman Outfit	101
272	KFB-040-FO-SM	Fibreglass Cabinet for Fireman Outfit	101
273	KFB-100 Series	Fibreglass Cabinet for Fire Hose Reel	100
274	KFB-HRE	Fibreglass Cabinet for Helideck Rescue Equipment	102
275	KFB-SHC	Fibreglass Cabinet for International Shore Connection	101
276	KF-CB-SS	Click & Buckle	106
277	KF-CM-SP	Short Pipe	65
278	KF-CNDSY	Yellow Seal for Fire Extinguisher	140
279	KF-DL-SS	Stainless Steel Door Lockset	106
280	KFE-4EN	4.0 Kg FE-36 Clean Agent Fire Extinguisher	7
281	KFE-6EN	6.0 Kg FE-36 Clean Agent Fire Extinguisher	7
282	KFE-8EN	8.0 Kg FE-36 Clean Agent Fire Extinguisher	7
283	KF-FIREB	Fire Bucket	138
284	KFG-135-MED	135.0 Ltr Trolley Cartridge Type AFFF Foam Fire Extinguisher	15
285	KFG-45-MED	45.0 Ltr Trolley Cartridge Type AFFF Foam Fire Extinguisher	15
286	KFH-15/25	Single Jacket Fire Hose	23
287	KFH-25-CCS-13	White Polyester Fire Hose - CCS	43
288	KF-HIN-SS	Hinge	106
289	KFHR Series	Self-Contained Foam Station - KFHR 30/KFHR 60/KFHR 75	41
290	KFM-135-MED	135.0 Ltr Trolley Stored Pressure AFFF Foam Fire Extinguisher	15
291	KFM-45-MED	45.0 Ltr Trolley Stored Pressure AFFF Foam Fire Extinguisher	15
292	KF-NH-B-SS	Nozzle Holder	106
293	KF-O-JT-45	Fire Retardant Fireman Outfit	111
294	KF-SEAL-W	White Seal	141
295	KGH-220	Underground Hydrant	65
296	KH Series	Wall Hangers - KH1-2/KH3/KH4/KH6-9	140
297	KHC-25F/KHC-38F	Fixed Continuous Hose Reel - 25/38mm	39
298	KHC-25F-SS	Stainless Steel Continuous Hose Reel	39
299	KHC-25P	Portable Continuous Hose Reel	41
300	KHR-25C	Hose Clip	40



KILLFIRE Product Index

S/No.	Model	Description	Page
301	KHR-25E	Hose for Hose Reel	40
302	KHR-25V	Stop Valve	40
303	KHR-BR	Wall Bracket	40
304	KHS-1E-C	25mm Swing Type Fire Hose Reel Drum	38
305	KHS-1E-C Drum	Swing Type Hose Reel Drum Only	40
306	KKB-110	Break Glass Key Holder Box (Plastic)	140
307	KKB-HM	Hammer	140
308	KMN-25	Fire Brigade Red Fire Hose	42
309	KMS-031-1/2	Swing Hose Cradle for Single/Double Hose	68
310	KND-15/20/25-CA38/52/65	NST/NHT Connection Diffuse Nozzle	79
311	KND-15/20/25-CI38/52/65	JOHN-MORRIS Diffuse Nozzle	73
312	KND-15/20/25-CM38/52/65	MACHINO Connection Diffuse Nozzle	81
313	KND-15/20/25-CN38/52/65	NAKAJIMA Diffuse Nozzle	77
314	KND-15/20/25-CS-38/52/65	STORZ Connection Diffuse Nozzle	83
315	KND-15/25-CS-C38/65	CHINA STORZ Connection Diffuse Nozzle	83
316	KND-17/27-CFR45/70	FRENCH Connection Diffuse Nozzle	85
317	KND-20/25-CNR52/65	NOR Diffuse Nozzle	76
318	KND-30-CS-75	STORZ Connection Diffuse Nozzle	83
319	KNJ-15/20/25-CA38/52/65	NST/NHT Interlocking Branchpipe Jet Nozzle	79
320	KNJ-15/20/25-CI38/52/65	JOHN-MORRIS Type INSTANTANEOUS Branchpipe Jet Nozzle	73
321	KNJ-15/20/25-CM38/52/65	MACHINO Interlocking Branchpipe Jet Nozzle	81
322	KNJ-15/20/25-CN38/52/65	NAKAJIMA Interlocking Branchpipe Jet Nozzle	77
323	KNJ-15/20/25-CS-38/52/65	STORZ Interlocking Branchpipe Jet Nozzle	83
324	KNJ-15/25-CS-C38/65	CHINA STORZ Interlocking Branchpipe Jet Nozzle	83
325	KNJ-17/27-CFR45/70	FRENCH Branchpipe Straight Jet Nozzle	85
326	KNJ-30/25-CNR52/65	NOR Branchpipe Jet Nozzle	76
327	KNJ-30-CS-75	STORZ Interlocking Branchpipe Jet Nozzle	83
328	KNR Series	KNR-20J/25J/25JS Hose Reel Nozzle - 20/25/25mm (Jset/Spray)	40
329	KNR-B	Hose Reel Nozzle Box	40
330	KNR-B-(HDB)	Hose Reel Nozzle Box (HDB)	40
331	KNR-H	Hose Reel Nozzle Holder	40
332	KNS-15/20/25-CA38/52/65	NST/NHT Interlocking Branchpipe Jet & Spray Nozzle	79
333	KNS-15/20/25-CI38/52/65	JOHN-MORRIS Type INSTANTANEOUS Branchpipe Jet & Spray Nozzle	73
334	KNS-15/20/25-CM38/52/65	MACHINO Push-in Locking Branchpipe Jet & Spray Nozzle	81
335	KNS-15/20/25-CN38/52/65	NAKAJIMA Interlocking Branchpipe Jet & Spray Nozzle	77
336	KNS-15/20/25-CS38/52/65	STORZ Interlocking Branchpipe Jet & Spray Nozzle	83
337	KNS-15/25-CS-C38/65	CHINA STORZ Interlocking Branchpipe Jet & Spray Nozzle	83
338	KNS-17/27-CFR45/70	FRENCH Branchpipe Straight Jet & Spray Nozzle	85
339	KNS-20/20-CNR52/65	NOR Branchpipe Jet & Spray Nozzle	76
340	KNS-30-CS-75	STORZ Interlocking Branchpipe Jet & Spray Nozzle	83
341	KNT-15/20/25-CA38/52/65	NST/NHT Pin Lug 3-Position Variable Jet, Spray & Fog Nozzle	79
342	KNT-15/20/25-CI38/52/65	INSTANTANEOUS 3-Position Variable Jet, Spray & Fog Nozzle	73
343	KNT-15/20/25-CM38/52/65	MACHINO 3-Position Variable Jet, Spray & Fog Nozzle	81
344	KNT-15/20/25-CN38/52/65	NAKAJIMA 3-Position Variable Jet, Spray & Fog Nozzle	77
345	KNT-15/20/25-CN38/52/65	NAKAJIMA Interlocking Hydrant Adaptor - Male Thread	78
346	KNT-15/20/25-CS-38/52/65	STORZ 3-Position Variable Jet, Spray & Fog Nozzle	83
347	KNT-15/25-CS-C38/65	CHINA STORZ 3-Position Variable Jet, Spray & Fog Nozzle	83
348	KNT-17/27-CFR45/70	FRENCH 3 Position Variable Jet, Spray & Fog Nozzle	85
349	KNT-20-CNR52/65	NOR 3-Position Variable Jet, Spray & Fog Nozzle	76
350	KNT-30-CS-75	STORZ 3-Position Variable Jet, Spray & Fog Nozzle	83
351	KP-100P-MED	100.0 Kg Trolley Stored Pressure Dry Powder Fire Extinguisher	6
352	KP-10P-UL	10.0 Lbs Dry Chemical Fire Extinguisher	22
353	KP-1EN	1.0 Kg Dry Powder Fire Extinguisher	4
354	KP-1EN (VH)	1.0 Kg Dry Powder Fire Extinguisher with Vehicle Bracket	4
355	KP-2.5P-UL	2.5 Lbs Dry Chemical Fire Extinguisher	21
356	KP-20P-UL	20.0 Lbs Dry Chemical Fire Extinguisher.0	22
357	KP-25P-MED	25.0 Kg Trolley Stored Pressure Dry Powder Fire Extinguisher	6
358	KP-2EN	2.0 Kg Dry Powder Fire Extinguisher	4
359	KP-3EN	3.0 Kg Dry Powder Fire Extinguisher	4
360	KP-4EN	4.0 Kg Dry Powder Fire Extinguisher	4
361	KP-5.5P-UL	5.5 Lbs Dry Chemical Fire Extinguisher	21
362	KP-50C-MED	50.0 Kg Trolley Cartridge Type Dry Powder Fire Extinguisher	6
363	KP-50P-MED	50.0 Kg Trolley Stored Pressure Dry Powder Fire Extinguisher	6
364	KP-6EN	6.0 Kg Dry Powder Fire Extinguisher	4
365	KP-75P-MED	75.0 Kg Trolley Stored Pressure Dry Powder Fire Extinguisher	6
366	KP-9EN	9.0 Kg Dry Powder Fire Extinguisher	4
367	KPA 010	Hydrant Iron Cover	65
368	KPA 030	4" Duck-Foot Bend	65
369	KPA 040	Hydrant Key & Bar	65
370	KPA 060	4" Sluice Valve c/w Valve	65
371	KPA-PCK	Pit Cover Key (Manhole Key)	65
372	KPA-SP-SH	Spindle Head for Sluice Valve	65
373	KPAU-4/6	4.0 Kg/6.0 Kg Automatic ABC Dry Powder Fire Extinguisher	5
374	KPG-25-MED	25.0 Kg Trolley Cartridge Type Dry Powder Fire Extinguisher	16
375	KPG-50-MED	50.0 Kg Trolley Cartridge Type Dry Powder Fire Extinguisher	16



KILLFIRE Product Index

S/No.	Model	Description	Page
376	KPH-2W	2 Way Pillar Hydrant c/w Cap & Chain	62
377	KPH-2WC	2 Way Pillar Hydrant c/w 2.5" INSTANTANEOUS Landing Valve	62
378	KPH-2WC-CM	2 Way Pillar Hydrant c/w Machino	63
379	KPH-2WC-CM65	2 Way Pillar Hydrant c/w Cap & Chain	63
380	KPH-2WC-OUTWARD	2 Way Pillar Hydrant c/w Front Outlet	62
381	KPH-3W	3 Way Pillar Hydrant c/w Cap & Chain	63
382	KPK-9EN	9.0 Kg Purple K Fire Extinguisher	4
383	KPM-25-MED	25.0 Kg Trolley Stored Pressure Dry Powder Fire Extinguisher	16
384	KPM-50-MED	50.0 Kg Trolley Stored Pressure Dry Powder Fire Extinguisher	16
385	KPS 100	Double Way Stand Pipe c/w valve control	64
386	KPS 110	Single Way Stand Pipe	64
387	KPS 120	Double Way Stand Pipe	64
388	KRH Series	Fire Hose Hump Rack	70
389	KRP-15/KRR-25	1.5" / 2.5" Fire Hose Pin Rack	70
390	KRV-098S / KRV-098F	2.5" Pressure Reducing Valves	47
391	KSC-000	EG Steel Break Glass Key Holder	96
392	KSC-030-1	Mild Steel Fire Hose Cradle for Single Hose	68
393	KSC-030-2	Mild Steel Fire Hose Cradle for Double Hose	68
394	KSC-070-BA	EG Steel Cabinet for Breathing Apparatus	95
395	KSC-070-ELSA	EG Steel Cabinet for EEBD with Key	95
396	KSC-080-2/4	Fire Hose Cabinet (Floor Mounted)	93
397	KSC-081-1/2	Fire Hose Cabinet (Wall Mounted)	93
398	KSC-081-1/2 FS	Fire Hose Cabinet (Floor Mounted)	93
399	KSC-082-1/2	EG Steel Cabinet for Pin Rack	97
400	KSC-090-1/2/4/9-K	Steel Cabinet for Fire Extinguisher with Keyholder	94
401	KSC-090-4/9-L	Steel Cabinet for Fire Extinguisher with Latch	94
402	KSC-090-4-K-SS-SL	Steel Cabinet for 4.0kg Fire Extinguisher c/w Slope Roof	94
403	KSC-090-D-STAND	EG Steel Cabinet for Double Fire Extinguisher c/w Stand	95
404	KSC-090-FF-WINDOW	EG Steel Cabinet with Full-Front Window	95
405	KSC-092-HREEL	EG Steel Cabinet for Fire Hose Reel & Fire Extinguisher	97
406	KSC-092-PRACK	Cabinet for Pin Rack, 2.5" Landing Valve & Fire Extinguisher	97
407	KSC-095	EG Steel Cabinet for AED	94
408	KSC-100	Hose Reel Cabinet (Wall Mounted)	93
409	KSC-100-FS	Hose Reel Cabinet (Wall Mounted)	93
410	KSC-100-K-SS-SL	Stainless Steel Cabinet for Fire Hose Reel c/w Slope	96
411	KSC-100-L	Hose Reel Cabinet (Wall Mounted)	93
412	KSC-100-SS	Hose Reel Cabinet (Wall Mounted)	93
413	KSC-AL-EXT	Aluminum Cabinet for Fire Extinguisher	98
414	KSC-AL-HR	Aluminum Cabinet for Hose Reel	98
415	KSC-EPHB	EG Steel Cabinet for Housing of Pull Handle	97
416	KSC-HDB-SL	EG Steel Cabinet for Fire Hose Reel (HDB Standard)	96
417	KSH-1E-A	Automatic Swing Type Fire Hose Reel	38
418	KTA 25S	Smoke Detector Tester	121
419	KTA 35A	Smoke Detector Tester Applicator c/w Test Gas	121
420	KTA 45A	Heat Detector Tester	121
421	KV247-38A/65A-UL	Hydrant Valve - Right Angle Screw End	49
422	KV247-38A-UL/65A-UL	Screw End Angle Valve	23
423	KV247-BSP	Hydrant Valve - Screw End Angle 1.5"/2.5" BSP Female Thread	56
424	KV247-CA38/65	Hydrant Valve - Screw End Angle 1.5"/2.5" NST Male	56
425	KV247-CI38/52/65	Hydrant Valve - Screw End Angle 1.5"/2.0"/2.5" Female INSTANTANEOUS Coupler	56
426	KV247-CM38/52/65	Hydrant Valve - Screw End Angle 1.5"/2.0"/2.5" MACHINO Male Coupler	56
427	KV247-CN38/52/65	Hydrant Valve - Screw End Angle 1.5"/2.0"/2.5" NAKAJIMA Coupler	56
428	KV247-CS38/52/65/75	Hydrant Valve - Screw End Angle 1.5"/2.0"/2.5"/3.0" STORZ Coupler	56
429	KV248	Hydrant Valve - Right Angle Flange End	49
430	KV248-BB-CA38/65	Hydrant Valve - Angle Type 1.5"/2.5" NST Male	52
431	KV248-BB-CI38/52/65	Hydrant Valve - Angle Type 1.5"/2.0"/2.5" INST Coupler	52
432	KV248-BB-CM38/52/65	Hydrant Valve - Angle Type 1.5"/2.0"/2.5" MACHINO Male Coupler	52
433	KV248-BB-CN38/52/65	Hydrant Valve - Angle Type 1.5"/2.0"/2.5" NAKAJIMA Coupler	52
434	KV248-BB-CNR52/65	Hydrant Valve - Angle Type 2.0"/2.5" NOR Coupler	52
435	KV248-BB-CS38/52/65/75	Hydrant Valve - Angle Type 1.5"/2.0"/2.5"/3.0" STORZ Coupler	52
436	KV248-CA38/65	Hydrant Valve - Angle Type 1.5"/2.5" NST Male	50
437	KV248-CI38/52/65	Hydrant Valve - Angle Type 1.5"/2.0"/2.5" INST Coupler	50
438	KV248-CM38/52/65	Hydrant Valve - Angle Type 1.5"/2.0"/2.5" MACHINO Male Coupler	50
439	KV248-CN38/52/65	Hydrant Valve - Angle Type 1.5"/2.0"/2.5" NAKAJIMA Coupler	50
440	KV248-CNR52/65	Hydrant Valve - Angle Type 2.0"/2.5" NOR Coupler	50
441	KV248-CS38/52/65/75	Hydrant Valve - Angle Type 1.5"/2.0"/2.5"/3.0" STORZ Coupler	50
442	KV249	Hydrant Valve - Oblique	49
443	KV249-CA65	Hydrant Valve - Oblique 2.5" NST Male (7.5TPI)	55
444	KV249-CI65	Hydrant Valve - Oblique 2.5" Female INSTANTANEOUS Coupler	55
445	KV249-CI65-F75	2.5" Oblique Valve	47
446	KV249-CM65	Hydrant Valve - Oblique 2.5" MACHINO Male Coupler	55
447	KV249-CN65	Hydrant Valve - Oblique 2.5" NAKAJIMA Coupler	55
448	KV249-CNR65	Hydrant Valve - Oblique 2.5" NOR-1 Coupler	55
449	KV249-CS65/75	Hydrant Valve - Oblique 2.5"/3.0" STORZ Coupler	55
450	KV249D-CI65	4" Double Outlet Oblique Valve c/w 2.5" INSTANTANEOUS Connection	58



KILLFIRE Product Index

S/No.	Model	Description	Page
451	KV249-FBSP	Hydrant Valve - Oblique 2.5" BSP Female Thread	55
452	KV250 (FLANGE)	Landing Valve (Fire Valves) With 30" Outlet	49
453	KV250 (SCREW END)	Landing Screw End (Fire Valve) With 30" Outlet	49
454	KV250-BSP	Hydrant Valve - Screw End Oblique 1.5"/2.5" BSP Female Thread	57
455	KV250-CI38/52/65	Hydrant Valve - Screw End Oblique 1.5"/2.0"/2.5" Female INSTANTANEOUS Coupler	57
456	KV250-CM38/52/65	Hydrant Valve - Screw End Oblique 1.5"/2.0"/2.5" MACHINO Male Coupler	57
457	KV250-CN38/52/65	Hydrant Valve - Screw End Oblique 1.5"/2.0"/2.5" NAKAJIMA Coupler	57
458	KV250-CS38/52/65/75	Hydrant Valve - Screw End Oblique 1.5"/2.0"/2.5"/3.0" STORZ Coupler	57
459	KV251D	Hydrant Valve - Double Outlet	49
460	KV251D-CI65	4" Double Outlet Valve c/w 2.5" INSTANTANEOUS Connection	58
461	KV253	Hydrant Valve - BIB Nose	49
462	KV253-CA65	Hydrant Valve - BIB Nose 2.5" NST Male (7.5TPI)	54
463	KV253-CI65	Hydrant Valve - BIB Nose 2.5" Female INSTANTANEOUS Coupler	54
464	KV253-CM65	Hydrant Valve - BIB Nose 2.5" MACHINO Male Coupler	54
465	KV253-CN65	Hydrant Valve - BIB Nose 2.5" NAKAJIMA Coupler	54
466	KV253-CNR65	Hydrant Valve - BIB Nose 2.5" NOR-1 Coupler	54
467	KV253-CS65/75	Hydrant Valve - BIB Nose 2.5"/3.0" STORZ Coupler	54
468	KV253-FBSP	Hydrant Valve - BIB Nose 2.5" BSP Female Thread	54
469	KV254	Hydrant Valve - Globe Flange End	49
470	KV254-BB-CA38/65	Hydrant Valve - Globe Type 1.5"/2.5" NST Male	53
471	KV254-BB-CI38/52/65	Hydrant Valve - Globe Type 1.5"/2.0"/2.5" INSTANTANEOUS Coupler	53
472	KV254-BB-CM38/52/65	Hydrant Valve - Globe Type 1.5"/2.0"/2.5" MACHINO Male Coupler	53
473	KV254-BB-CN38/52/65	Hydrant Valve - Globe Type 1.5"/2.0"/2.5" NAKAJIMA Coupler	53
474	KV254-BB-CNR52/65	Hydrant Valve - Globe Type 2.0"/2.5" NOR Coupler	53
475	KV254-BB-CS38/52/65/75	Hydrant Valve - Globe Type 1.5"/2.0"/2.5"/3.0" STORZ Coupler	53
476	KV254-BV	Ball Valve or Outlet Valve	48
477	KV254-CA38/65	Hydrant Valve - Globe Type 1.5"/2.5" NST Male	51
478	KV254-CI38/52/65	Hydrant Valve - Globe Type 1.5"/2.0"/2.5" INST Coupler	51
479	KV254-CM38/52/65	Hydrant Valve - Globe Type 1.5"/2.0"/2.5" MACHINO Male Coupler	51
480	KV254-CN38/52/65	Hydrant Valve - Globe Type 1.5"/2.0"/2.5" NAKAJIMA Coupler	51
481	KV254-CNR52/65	Hydrant Valve - Globe Type 2.0"/2.5" NOR Coupler	51
482	KV254-CS38/52/65/75	Hydrant Valve - Globe Type 1.5"/2.0"/2.5"/3.0" STORZ Coupler	51
483	KV-DPCV-250-FE	Flanged End Ductile Iron Body Check Valve	24
484	KV-OS&Y-300-FE	Resilient Seated Gate Valve OS&Y Flanged Ends, 300PSI	24
485	KV-SCV-200-FE	Swing Check Valve Flanged Ends, 200PSI	25
486	KW-9EN	9.0 Ltr Water Fire Extinguisher	5
487	LED 11NM (Small/Big)	DENKO - Decorative White LED Twin-Flood Emergency Light	127
488	LWB / TWB	Standard Wall Brackets	17
489	MBA-6-24	KOBISHI - Fire Alarm Bell	119
490	MCP / WCP	KAV - Manual Call Point	119
491	MF	AWG - Medium Foam Nozzle - M2/M4/M8	132
492	MFU-140	Mobile Foam Unit	41
493	MINI EXCEL	DELTA FIRE - High Expansion Foam Generator	134
494	NB740-S-1M	Smoke Detector	120
495	NEWAGE-SRN-HO	NEWAGE - Hand Operated Siren	139
496	PRV-1	TYCO - Pressure Regulating Valve	33
497	QFIRE-40	Quimica 21 - Dry Chemical Powder for Fire Extinguisher	141
498	RC-1	TYCO - Retard Chamber	32
499	ROTOGONG	9" Alarm Roto Gong	140
500	RP-PIN	Safety Pin	140
501	RP-PR.GAUGE	Pressure Gauge	141
502	RS-10	Safety Hand Lamp	138
503	RS-11	Quick Release Knife c/w Leather	138
504	RS-12S	Fireman Axe with 12" Insulated Handle	138
505	RS-12W	Fireman Axe with 36" wooden Handle	138
506	RS-13	Safety Touch	138
507	RS-14	18" or 24" Cropper	138
508	RS-15	Large Aircraft Axe with Wooden Handle	138
509	RS-16	Fireman Belt c/w Axe Pouch	138
510	RS17	36" Wrecking Bar	139
511	RS19	Electrician Rubber Gloves	139
512	RS20	Heavy Duty Hack-saw	139
513	RS21	Safety Harness	139
514	RS22	Safety Life Line	139
515	RS23	Rescue Grab Hook	139
516	RV-1	TYCO - Pressure Relief Valve	33
517	S Series	AWG - Foam Applicator - S2/S4/S8	132
518	SA-100F	YAMATO - 40.0 Kg Fixed ABC Powder Fire Extinguisher	19
519	SA-100H	YAMATO - 45.0 Kg Fixed ABC Powder Fire Extinguisher	19
520	SA-17NR	YAMATO - 5.0 Kg ABC Powder Fire Extinguisher	19
521	SA-20NR	YAMATO - 6.0 Kg ABC Powder Fire Extinguisher	19
522	SA-50	YAMATO - 20.0 Kg Trolley ABC Powder Fire Extinguisher	19
523	SANJIANG MED Series	SANJIANG - Marine White Polyester Fire Hose	43
524	SC-11	YAMATO - 5.0 Kg CO ₂ Fire Extinguisher	19
525	SC-15	YAMATO - 6.8 Kg CO ₂ Fire Extinguisher	19



KILLFIRE Product Index

S/No.	Model	Description	Page
526	SC-50	YAMATO - 23.0 Kg Trolley CO ₂ Fire Extinguisher	19
527	SCM 055/110/115 Y	KOUDX - Drum Storage Cabinets	92
528	SCM/SCS B Series	KOUDX - Corrosive Cabinets	90
529	SCM/SCS R Series	KOUDX - Combustible Cabinets	89
530	SCM/SCS Y Series	KOUDX - Flammable Cabinets	91
531	SEILFLECHTER-BELT	SEILFLECHTER - Fireman's Heat Resistant Waist Belt	108
532	SF-10P	YAMATO - 9.0 Ltr Foam Fire Extinguisher	19
533	SF-150	YAMATO - 150.0 Ltr Fixed Foam Fire Extinguisher	19
534	SF-150H	YAMATO - 150.0 Ltr Fixed Foam Fire Extinguisher	19
535	SF-50	YAMATO - 45.0 Ltr Trolley Foam Fire Extinguisher	19
536	SFU-1B	YAMATO - Portable Foam Applicator Unit	19
537	SIGMA 2-TYPE 2	SCOTTS - Self Contained Breathing Apparatus (SCBA)	112
538	SJM-740SW	Loud Hailer - JEC Megaphone	129
539	SOLO-100-001	SOLO Telescopic Access Poles	125
540	SOLO-101-001	SOLO Telescopic Access Poles	125
541	SOLO-200-001	SOLO Universal Detector Removal Tool	124
542	SOLO-330-001	SOLO 330 Aerosol Dispenser	123
543	SOLO-423-001	SOLO Heat Detector Tester (Mains Powered)	124
544	SOLO-424-001	SOLO Heat Detector Tester (Mains Powered)	124
545	SOLO-461-001	SOLO Cordless Heat Detector Tester	123
546	SOLO-A10-001	SOLO A10 Smoke Detector Tester	122
547	SOLO-A10S-001	SOLO A10S Smoke Detector Tester	122
548	SOLO-A5-001	SOLO A5 Smoke Detector Tester	122
549	SOLO-A7-001	SOLO A7 Detector Duster	122
550	SOLO-C3-001	SOLO C3 Carbon Monoxide Detector Tester	122
551	SP-F	Wheel Opener	87
552	SS2531/SS2521	SENJU SPRINKLER - Flush Pendent Type - ZN Series	35
553	SS2551	SENJU SPRINKLER - Frame Pendent Type - FR Series	36
554	SS9561	SENJU SPRINKLER - Concealed Type - RC Series	35
555	SS9561	SENJU SPRINKLER - Upright Type - FR Series	36
556	SSA-4S	YAMATO - 1.20 Kg ABC Powder Fire Extinguisher	19
557	STRCHR-DF	Double Fold Stretcher	111
558	SYNTEX 500	OSW - Uncoated Single Jacket Fire Fighting Hose	42
559	SYNTEX UNIDUR	OSW - Fully Extruded Fire Hose	42
560	SYS	SAGINOMIYA - Pressure Control Switch-CX110X0/C130X0	27
561	SYSTEM - CHEMICAL TYPE	Overview of Chemical System	136
562	SYSTEM - CO ₂ TYPE	Overview of CO ₂ System - Typical Schematic Arrangement	137
563	System 88	PATENT - Fire Alarm Panel	118
564	TESTIFIRE-1001-001	Multi-Stimulus Detector Testing	125
565	Topspec Series	BRITANNIA - Fire Blanket - FB-1.8x1.2/FB-1.2x1.2	138
566	Type A/B/C	Marine Brackets	17
567	VIKING-61104	VIKING - Fire Protective Glove	108
568	VIKING-PS383567	VIKING - Fire Fighter Hood	108
569	VIKING-PS6598-BL	VIKING - PS6598 Nomex Fireman Suit	108
570	WATER SHIELDS	AWG - Water Shields	132
571	WFD30-2	SYSTEM SENSOR - Waterflow Detectors	26
572	WH-SP-C	Heavy - Duty Hydrant Wheel Opener	87
573	WMA-1	TYCO - Water Motor Alarm	32
574	WVB-1K/2K /2L	Wire Vehicle Brackets	17
575	X-SP-CO	CO ₂ Cartridge	141
576	X-SP-HH-CO2	CO ₂ Hose & Horn	141
577	X-SP-HH-CO2-6M	Hose & Horn for Wheeled Extinguisher	141
578	X-SP-HH-CO2-SW	CO ₂ Swivel Arm & Horn	141
579	X-SP-ITAG-PL	Inspection & Recharge Tag	140
580	X-SP-VAL-1CO2-TU	CO ₂ Turn Wheel	141
581	X-SP-VAL-CO2	CO ₂ Trigger Valve	141
582	X-SP-VAL-M30	Dry Powder Valve	141
583	YA-15kg-M	YAMATO - Refill Pack A & B Agent - 15Kg	19
584	YS-H61	YS VALVES - Inspector Test Valve	28
585	Z Series	AWG - Foam Inline Inductor - Z2/Z4/Z8	132
586	Z Series	DELTA FIRE - Inline Foam Inductor - Z225/Z450/Z900	135



Asiatic Fire System Pte Ltd
No. 65 Joo Koon Circle,
Singapore 629078
Email: asiatic@asiatic.com.sg



A subsidiary of the Asiatic Group (Holdings) Ltd
All rights reserved @2019
Specifications subject to change without prior notice
KILLFIRE is a registered trademark